

# Mid-Market Grid<sup>®</sup> Report for Payroll

## Summer 2023



### Payroll Software

Contenders									Leaders	Market Presence
Niche									High Performers	

Satisfaction

G2 Grid<sup>®</sup> Scoring

*(Payroll Software continues on next page)*

# Payroll Software (continued)

## Payroll Software Definition

Payroll software allows companies to manage and streamline payroll processes and ensure employees are paid timely and accurately. These systems help HR departments automate payroll processes, and accounting teams support accurate bookkeeping. This software also calculates wages, taxes, and pre- and post-tax deductions, along with helping organizations comply with various state and federal taxes and Social Security requirements. Customers who use payroll software often leverage [multi-country payroll software](#) as well.

Payroll tools also integrate with a variety of other tools such as [core HR software](#), [accounting software](#), [benefits administration software](#), and [time and attendance software](#).

To qualify for inclusion in the Payroll category, a product must:

- ▶ Calculate and pay employee salaries
- ▶ Follow Employee Pay Rules, such as minimum wage and overtime pay
- ▶ Calculate and deduct withholdings, such as payroll taxes, insurance, retirement contributions, etc.
- ▶ Print or deposit paychecks directly and manage employee payment data, such as bank accounts
- ▶ Generate payroll reports like salary statements, benefits reports, or leave summaries
- ▶ Comply with local and national workplace laws and privacy regulations

## Mid-Market Payroll Grid® Scoring Description

Products shown on the Mid-Market Grid® for Payroll have received a minimum of 10 reviews/ratings in data gathered by May 23, 2023. Products are ranked by customer satisfaction (based on user reviews) and market presence (based on market share, seller size, and social impact) and placed into four categories on the Grid®:

- ▶ Products in the Leader quadrant are rated highly by G2 users and have substantial Market Presence scores. Leaders include: [Paylocity](#), [Rippling](#), [ADP Workforce Now](#), [Paycom](#), [greytHR](#), [Remote](#), [Deel](#), [isolved](#), [Keka HR](#), [BambooHR](#), [QuickBooks Desktop Pro](#), [UKG Ready](#), [ADP Vantage HCM](#), [Namely](#), and [Oracle PeopleSoft](#)
- ▶ High Performing products have high customer Satisfaction scores and low Market Presence compared to the rest of the category. High Performers include: [Inova Payroll](#), [Justworks](#), [Plane](#), [APS](#), [Fingercheck Payroll](#), [HROne](#), [Proliant](#), [Checkwriters](#), [EPAY HCM](#), [Multiplier](#), [Darwinbox](#), [Employment Hero](#), [Greenshades](#), [Paypro Workforce Management](#), [Fuse Workforce Management](#), [Netchex](#), [247HRM](#), [Pento](#), [Paybooks](#), [PDS Vista](#), [ZenHR](#), [OnePoint HCM](#), and [Workzoom](#)
- ▶ Contender products have relatively low customer Satisfaction scores and high Market Presence compared to the rest of the category. While they may have positive reviews, they do not have enough reviews to validate those ratings. Contenders include: [Paychex Flex](#), [UKG Pro](#), [Ceridian Dayforce](#), [Paycor](#), [RUN Powered by ADP](#), [toasttab.com](#), [Sage HRMS](#), [QuickBooks Payroll](#), [SAP SuccessFactors Core HR and Payroll](#), [TriNet](#), [UKG Dimensions](#), [QuickBooks Desktop Enterprise](#), [Workday HCM](#), [Gusto](#), and [Heartland Payroll](#)
- ▶ Niche products have relatively low Satisfaction scores and low Market Presence compared to the rest of the category. While they may have positive reviews, they do not have enough reviews to validate those ratings. Niche products include: [Sage HR](#), [Zenefits](#), [Asure](#), [Rise](#), [SurePayroll](#), [SentricHR](#), [DATIS](#), [Part of ContinuumCloud](#), [UZIO Payroll & HR](#), [Zimyo](#), [Viventium Software](#), [WebHR](#), [Akrivia HCM](#), and [CAVU HCM](#)



# Grid® Scores for Mid-Market Payroll Software

The table below shows the Satisfaction and Market Presence scores that determine product placement on the Mid-Market Grid®. To learn more about each of the products, please see the profile section.

## Leaders

	# of Reviews	Satisfaction	Market Presence	G2 Score
Paylocity	1524	89	87	88
Rippling	804	97	75	86
Workforce Now	1872	71	99	85
Paycom	750	73	86	80
greyHR	360	88	61	74
Remote	173	82	65	74
Deel	156	79	66	73
isolved	352	73	69	71
Keka HR	314	86	54	70
BambooHR	112	70	61	65
Desktop Pro	110	67	59	63
UKG Ready	279	57	67	62
Vantage HCM	54	52	65	59
Namely	175	61	53	57
Oracle PeopleSoft	63	54	55	55

(Grid® Scores for Mid-Market Payroll Software continues on next page)

\* Products are ordered by G2 Score. Satisfaction score is used as a tiebreaker if two products have the same G2 Score.



# Grid® Scores for Mid-Market Payroll Software (continued)

The table below shows the Satisfaction and Market Presence scores that determine product placement on the Mid-Market Grid®. To learn more about each of the products, please see the profile section.

## High Performers

	# of Reviews	Satisfaction	Market Presence	G2 Score
<a href="#">Inova Payroll</a>	248	74	49	61
<a href="#">Justworks</a>	52	66	50	58
<a href="#">Plane</a>	89	72	42	57
<a href="#">APS</a>	309	66	46	56
<a href="#">Fingercheck Payroll</a>	55	74	34	54
<a href="#">HROne</a>	62	70	34	52
<a href="#">Proliant</a>	148	62	40	51
<a href="#">Checkwriters</a>	31	66	34	50
<a href="#">EPAY HCM</a>	36	69	28	49
<a href="#">Multiplier</a>	24	69	28	48
<a href="#">Darwinbox</a>	19	52	45	48
<a href="#">Employment Hero</a>	29	56	40	48
<a href="#">Greenshades</a>	23	65	30	48
<a href="#">Paypro Workforce Management</a>	27	58	31	45
<a href="#">Fuse</a>	28	70	20	45
<a href="#">Netchex</a>	43	56	34	45
<a href="#">247HRM</a>	89	60	29	44

(Grid® Scores for Mid-Market Payroll Software continues on next page)

\* Products are ordered by G2 Score. Satisfaction score is used as a tiebreaker if two products have the same G2 Score.

# Grid® Scores for Mid-Market Payroll Software (continued)

The table below shows the Satisfaction and Market Presence scores that determine product placement on the Mid-Market Grid®. To learn more about each of the products, please see the profile section.

## High Performers (continued)

	# of Reviews	Satisfaction	Market Presence	G2 Score
<b>Pento</b>	12	66	20	43
<b>Paybooks</b>	14	56	24	40
<b>Vista</b>	12	59	19	39
<b>ZenHR</b>	12	53	22	37
<b>OnePoint HCM</b>	50	52	19	35
<b>Workzoom</b>	10	64	6	35

*(Grid® Scores for Mid-Market Payroll Software continues on next page)*

\* Products are ordered by G2 Score. Satisfaction score is used as a tiebreaker if two products have the same G2 Score.



# Grid® Scores for Mid-Market Payroll Software (continued)

The table below shows the Satisfaction and Market Presence scores that determine product placement on the Mid-Market Grid®. To learn more about each of the products, please see the profile section.

## Contenders

	# of Reviews	Satisfaction	Market Presence	G2 Score
<a href="#">Paychex Flex</a>	291	46	79	63
<a href="#">UKG Pro</a>	638	44	80	62
<a href="#">Ceridian Dayforce</a>	248	49	70	59
<a href="#">Paycor</a>	282	39	75	57
<a href="#">RUN Powered by ADP</a>	54	40	68	54
<a href="#">toasttab.com</a>	20	48	60	54
<a href="#">Sage HRMS</a>	13	49	55	52
<a href="#">QuickBooks Payroll</a>	12	44	59	51
<a href="#">SAP SuccessFactors Employee Central Payroll</a>	18	42	58	50
<a href="#">TriNet</a>	178	30	70	50
<a href="#">UKG Dimensions</a>	37	40	57	49
<a href="#">QB Enterprise</a>	44	35	60	48
<a href="#">Workday HCM</a>	108	29	61	45
<a href="#">Gusto</a>	78	20	62	41
<a href="#">Heartland Payroll</a>	16	0	51	25

(Grid® Scores for Mid-Market Payroll Software continues on next page)

\* Products are ordered by G2 Score. Satisfaction score is used as a tiebreaker if two products have the same G2 Score.



# Grid® Scores for Mid-Market Payroll Software (continued)

The table below shows the Satisfaction and Market Presence scores that determine product placement on the Mid-Market Grid®. To learn more about each of the products, please see the profile section.

## Niche

	# of Reviews	Satisfaction	Market Presence	G2 Score
Sage HR	19	42	44	43
Zenefits	97	33	47	40
Asure	32	42	36	39
Rise	23	48	18	33
SurePayroll	21	33	29	31
SentricHR	30	30	27	29
DATIS, Part of ContinuumCloud	40	26	28	27
UZIO Payroll & HR	10	40	9	25
Zimyo	14	33	16	24
Viventium Software	13	1	38	20
WebHR	28	21	14	18
Akrivia HCM	36	1	32	16
CAVU HCM	14	0	4	2

\* Products are ordered by G2 Score. Satisfaction score is used as a tiebreaker if two products have the same G2 Score.

# Grid® Methodology

## Grid® Rating Methodology

The Grid® represents the democratic voice of real software users, rather than the subjective opinion of one analyst. G2 rates products from the Payroll category algorithmically based on data sourced from product reviews shared by G2 users and data aggregated from online sources and social networks.

Technology buyers can use the Grid® to help them quickly select the best products for their businesses and to find peers with similar experiences. For sellers, media, investors, and analysts, the Grid® provides benchmarks for product comparison and market trend analysis.

## Segmented Grid® Scoring Methodology

When viewing a Grid® by segment size, the same Grid® scoring methodology applies. However, the review data used is only from reviewers who are employed by a company within a particular company segment.

G2 uses the following definitions for company segments:

- ▶ Small-Business Review: A review from someone who works at a company with 50 or fewer employees
- ▶ Mid-Market Review: A review from someone who works at a company with 51-1,000 employees
- ▶ Enterprise Review: A review from someone who works at a company with 1,001+ employees

## Grid® Scoring Methodology

G2 rates products and sellers based on reviews gathered from our user community, as well as data aggregated from online sources and social networks. We apply a unique algorithm (v3.0) to this data to calculate the Satisfaction and Market Presence scores in real time. The Mid-Market Grid® Report for Payroll | Summer 2023 is based on scores calculated using the G2 algorithm v3.0 from reviews collected through May 23, 2023. To view the Payroll Grid® with the most recent data, please visit the [Payroll](#) page. For more details on Grid® Scoring, please view the [G2 Scoring Methodology here](#).

## Grid® Categorization Methodology

Making G2 research relevant and easy for people to use as they evaluate and select business software products is one of our most important goals. In support of that goal, organizing products and software companies in a well-defined structure that makes capturing, evaluating, and displaying reviews and other research in an orderly manner is a critical part of the research process.

To manage the process of categorizing the software products and the related reviews in the G2 community, G2 follows a publicly available [categorization methodology](#). All products appearing on the Grid® have passed through G2's categorization methodology and meet G2's category standards.

Many terms that appear regularly across G2 and are used to aid in product categorization warrant a definition to facilitate buyer understanding. These terms may be included within reviews from the G2 community or in executive summaries for products included on the Grid®. A [list of standard definitions](#) is available to G2 users to eliminate confusion and ease the buying process.

*(Grid® Methodology continues on next page)*

\*\* Net Promoter, Net Promoter System, Net Promoter Score, NPS and the NPS-related emoticons are registered trademarks of Bain & Company, Inc., Fred Reichheld and Satmetrix Systems, Inc.





# Grid® Methodology (continued)

## Rating Changes and Dynamics

The ratings in this report are based on a snapshot of the user reviews and social data collected by G2 up through May 23, 2023. The ratings may change as the products are further developed, the sellers grow, and as additional opinions are shared by users. G2 updates the ratings on its website in real time as additional data is received, and this report will be updated as significant data is received. By improving their products and support and/or by having more satisfied customer voices heard, Contenders may become Leaders and Niche sellers may become High Performers.

## Trust

Keeping our ratings unbiased is our top priority. We require the use of a LinkedIn account or verified business email address to validate a G2 user's identity and employer. We also validate users by partnering with sellers and organizations to securely authenticate users through select platforms. We do not allow users to review their current or former employers' products, or those of their employers' competitors. Additionally, all reviews are manually checked by our team after our algorithm filters out reviews that don't meet our submission requirements. All reviews must pass our moderation process before they are published.

Our G2 staff does not add any subjective input to the ratings, which are determined algorithmically based on data aggregated from publicly available online sources and social networks. Sellers cannot influence their ratings by spending time or money with us. Only the opinion of real users and data from public sources factor into the ratings.

G2 may occasionally offer incentives for honest reviews to help us gather a full and accurate data set. These incentives are offered as thank-yous for approved reviews. Incentives are never conditioned upon the substance of the review, positive or negative. Each such incentivized review is disclosed with an "Incentivized Review" banner.

## Grid® Inclusion Criteria

All products in a G2 category that have at least 10 reviews from real users of the product are included on the Grid®. Inviting other users, such as colleagues and peers, to join G2 and share authentic product reviews will accelerate this process.

If a product is not yet listed on G2 and it fits the market definition above, then users are encouraged to [suggest its addition](#) to our [Payroll category](#).

## Product Profiles

Product profiles and detailed charts are included for products with 10 or more reviews.



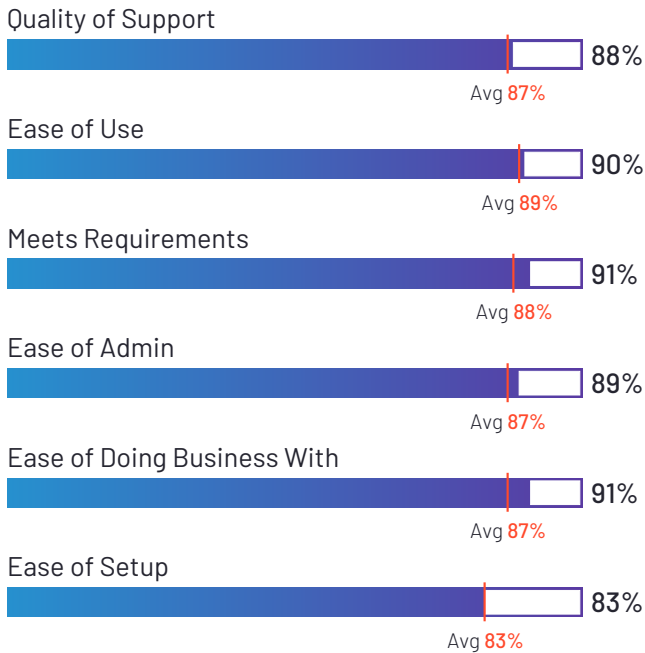
## Paylocity

4.4 ★★★★★ (2,232)

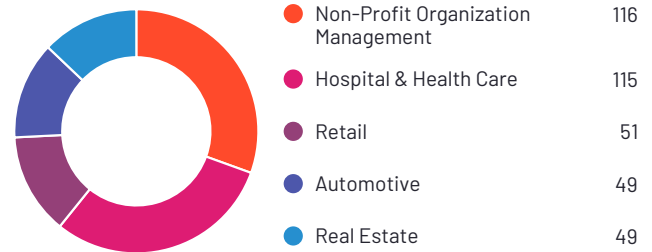


Paylocity has been named a Leader based on receiving a high customer Satisfaction score and having a large Market Presence. 93% of users rated it 4 or 5 stars, 90% of users believe it is headed in the right direction, and users said they would be likely to recommend Paylocity at a rate of 88%. Paylocity is also in the Applicant Tracking Systems (ATS), Benefits Administration, Corporate Learning Management Systems, Time Tracking, Expense Management, Core HR, Workforce Management, Performance Management, Human Resource Management Systems, and Onboarding categories.

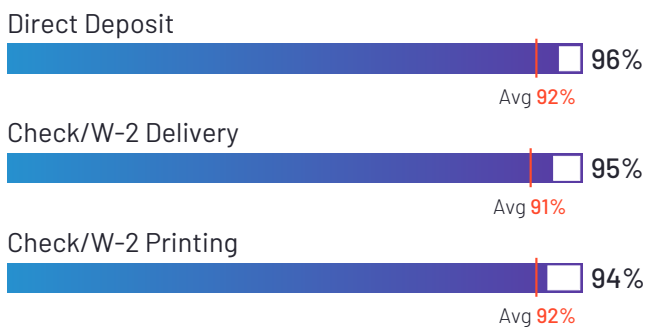
### Satisfaction Ratings



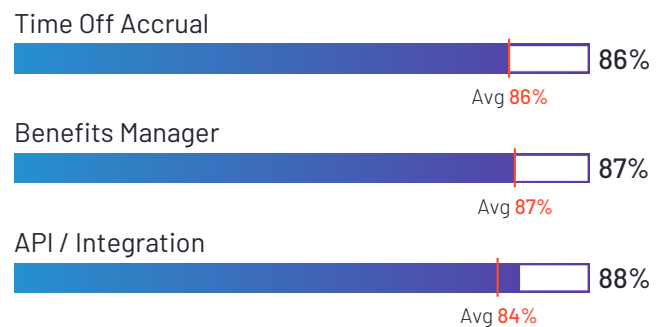
### Top Industries Represented



### Highest-Rated Features



### Lowest-Rated Features



**Ownership**  
Paylocity



**HQ Location**  
Schaumburg, IL



**Year Founded**  
1997



**Employees (Listed On LinkedIn)**  
4,951



**Company Website**  
[paylocity.com](https://paylocity.com)



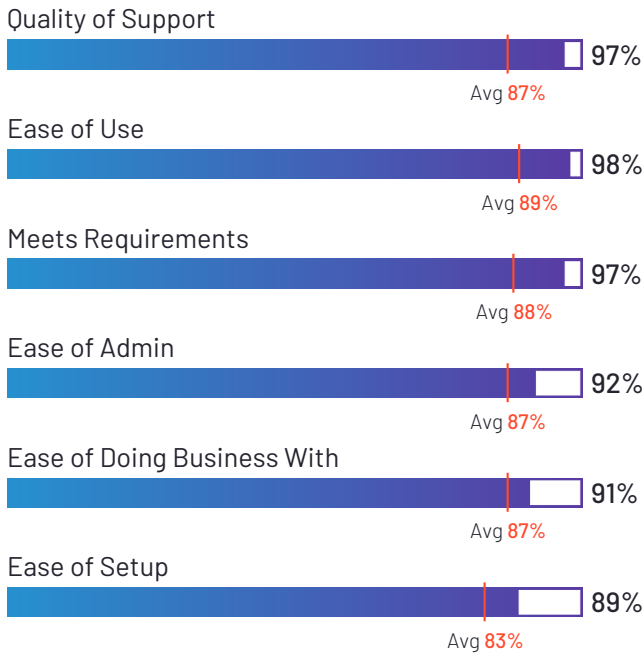
## Rippling

4.8 ★★★★★ (1,988)



Rippling has been named a Leader based on receiving a high customer Satisfaction score and having a large Market Presence. Rippling received the highest Satisfaction score among products in Payroll. 98% of users believe it is headed in the right direction, and users said they would be likely to recommend Rippling at a rate of 98%. Rippling is also in the Employer of Record (EOR), Spend Management, Time & Attendance, PEO Providers, Endpoint Management, Applicant Tracking Systems (ATS), Password Manager, Benefits Administration, Corporate Learning Management Systems, Identity and Access Management (IAM), User Provisioning and Governance Tools, Single Sign-On (SSO), Expense Management, Core HR, Workforce Management, Mobile Device Management (MDM), Human Resource Management Systems, Multi-Country Payroll, Contractor Payments, and Global Employment Platforms (GEP) categories.

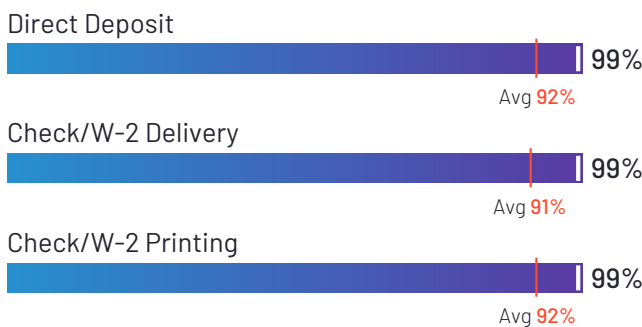
### Satisfaction Ratings



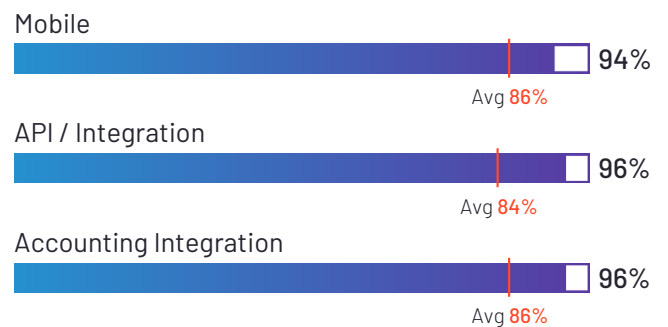
### Top Industries Represented



### Highest-Rated Features



### Lowest-Rated Features



**Ownership**  
Rippling



**HQ Location**  
San Francisco, CA



**Year Founded**  
2016



**Employees (Listed On LinkedIn)**  
2,032



**Company Website**  
[rippling.com](https://rippling.com)



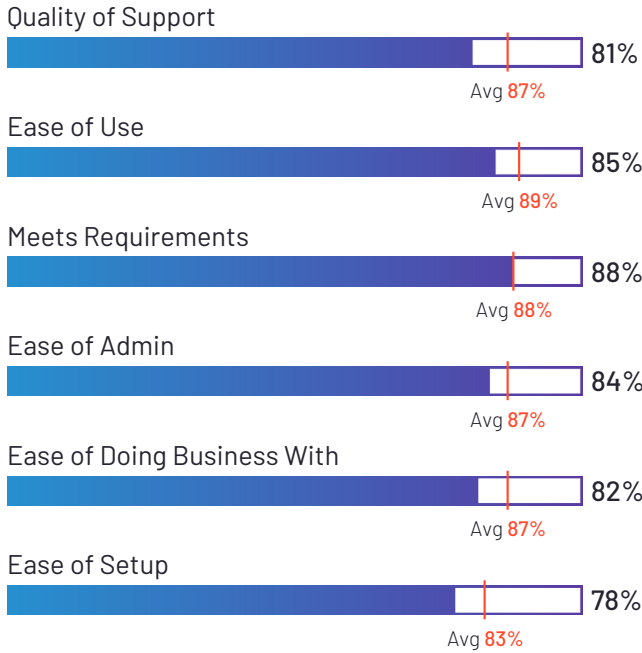
# ADP Workforce Now

4.1 ★★★★★ (3,303)

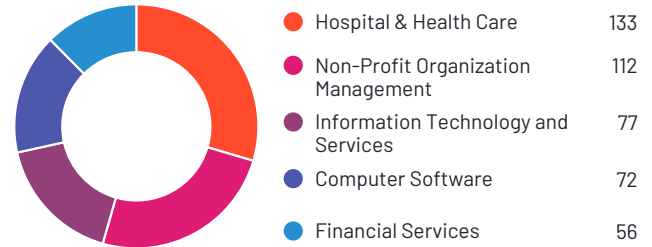


ADP Workforce Now has been named a Leader based on receiving a high customer Satisfaction score and having a large Market Presence. Workforce Now has the largest Market Presence among products in Payroll. 85% of users rated it 4 or 5 stars, 81% of users believe it is headed in the right direction, and users said they would be likely to recommend Workforce Now at a rate of 82%. Workforce Now is also in the Benefits Administration, Core HR, Workforce Management, Performance Management, Human Resource Management Systems, Onboarding, Candidate Relationship Management, Interview Scheduling, Job Description Management, HR Analytics, and Healthcare HR categories.

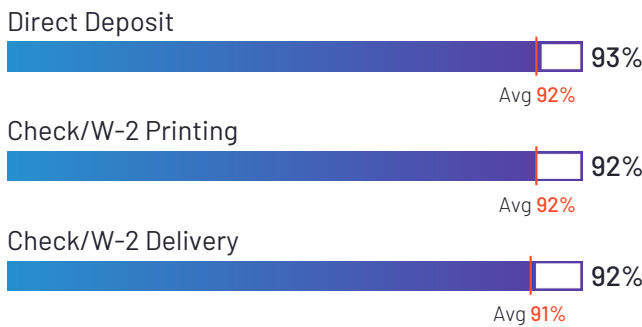
## Satisfaction Ratings



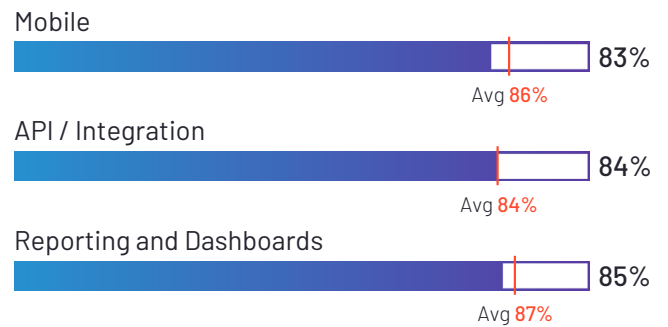
## Top Industries Represented



## Highest-Rated Features



## Lowest-Rated Features



**Ownership**  
ADP



**HQ Location**  
Roseland, New Jersey



**Year Founded**  
1949



**Employees (Listed On LinkedIn)**  
68,431



**Company Website**  
[adp.com](https://adp.com)



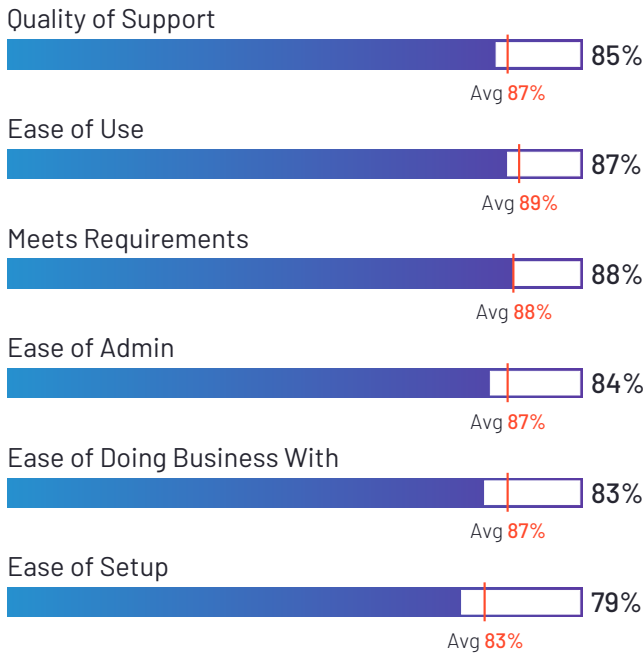
## Paycom

4.2 ★★★★★ (1,085)




Paycom has been named a Leader based on receiving a high customer Satisfaction score and having a large Market Presence. 86% of users rated it 4 or 5 stars, 82% of users believe it is headed in the right direction, and users said they would be likely to recommend Paycom at a rate of 84%. Paycom is also in the Compensation Management, Corporate Learning Management Systems, Expense Management, Performance Management, Applicant Tracking Systems (ATS), Onboarding, Human Resource Management Systems, Core HR, Workforce Management, Background Check, and Time & Attendance categories.

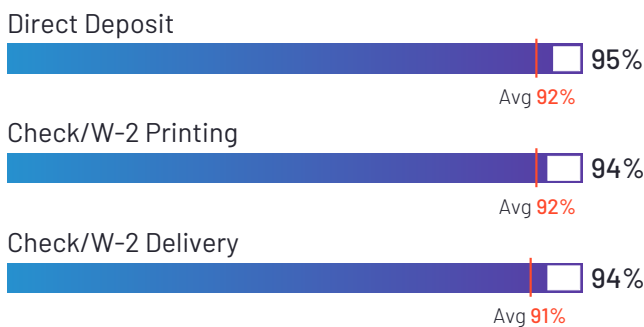
### Satisfaction Ratings



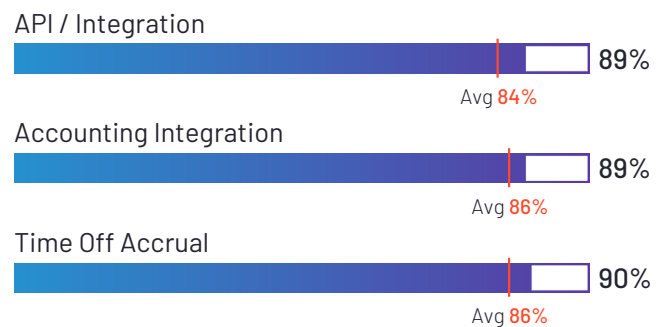
### Top Industries Represented



### Highest-Rated Features



### Lowest-Rated Features



Ownership  
Paycom



HQ Location  
Oklahoma City, OK



Employees (Listed  
On LinkedIn)  
5,775



Company Website  
[www.paycom.com](http://www.paycom.com)



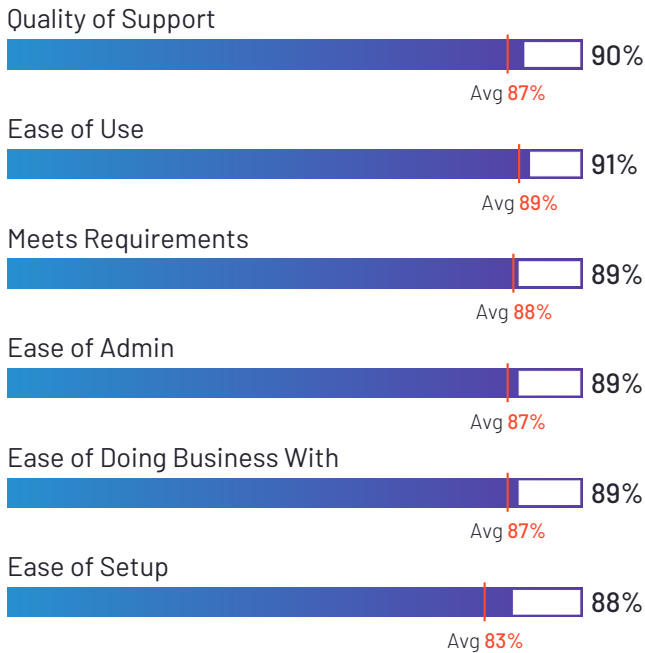
## greytHR

4.4 ★★★★★ (682)



greytHR has been named a Leader based on receiving a high customer Satisfaction score and having a large Market Presence. 94% of users rated it 4 or 5 stars, 93% of users believe it is headed in the right direction, and users said they would be likely to recommend greytHR at a rate of 88%. greytHR is also in the Core HR, Workforce Management, and Time & Attendance categories.

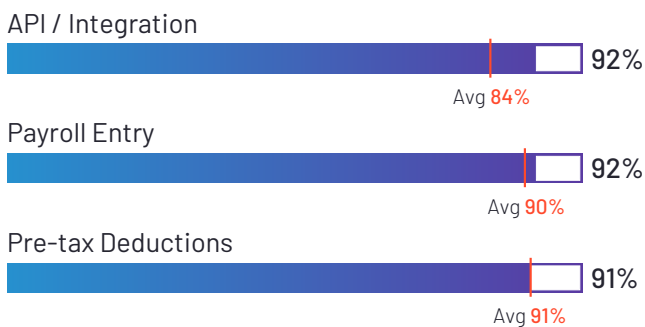
### Satisfaction Ratings



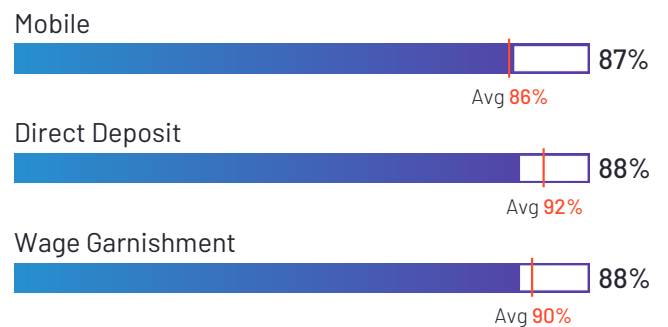
### Top Industries Represented



### Highest-Rated Features



### Lowest-Rated Features



**Ownership**  
Greytip Software Pvt. Ltd.



**HQ Location**  
Bangalore



**Year Founded**  
1994



**Employees (Listed On LinkedIn)**  
800



**Company Website**  
[greythr.com](https://greythr.com)



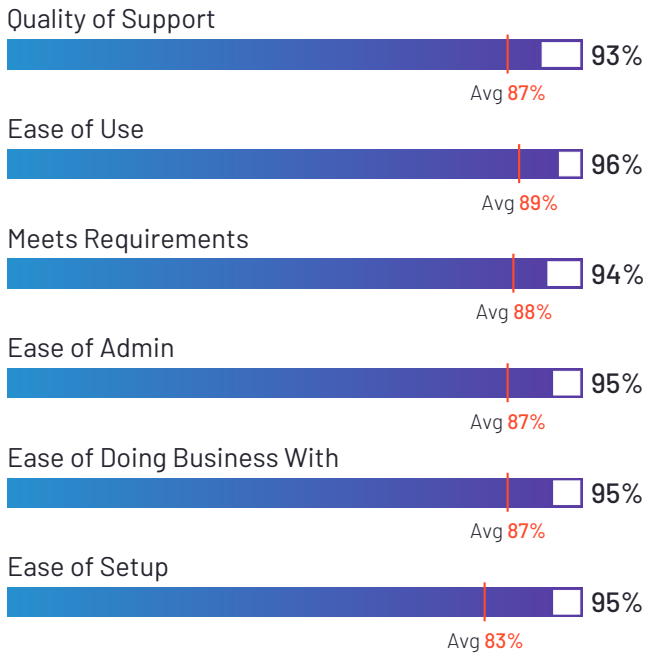
## Remote

4.5 ★★★★★ (623)

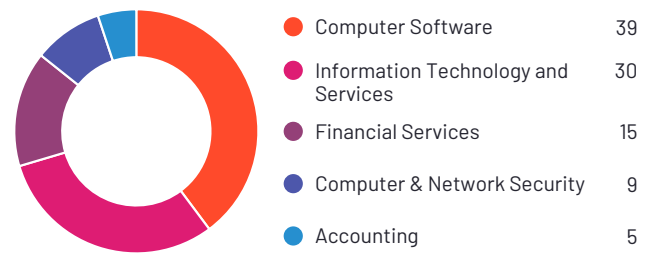


Remote has been named a Leader based on receiving a high customer Satisfaction score and having a large Market Presence. 95% of users rated it 4 or 5 stars, 87% of users believe it is headed in the right direction, and users said they would be likely to recommend Remote at a rate of 91%. Remote is also in the Contractor Payments, Multi-Country Payroll, Contractor Management, Global Employment Platforms (GEP), and Employer of Record (EOR) categories.

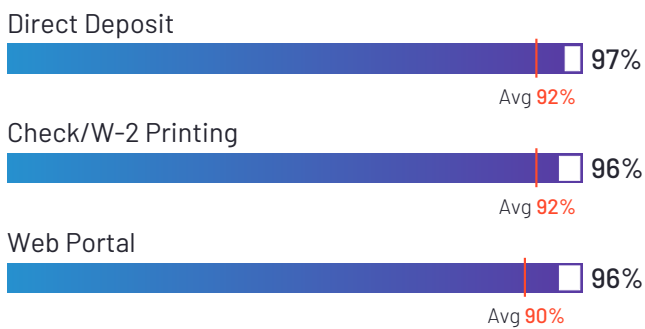
### Satisfaction Ratings



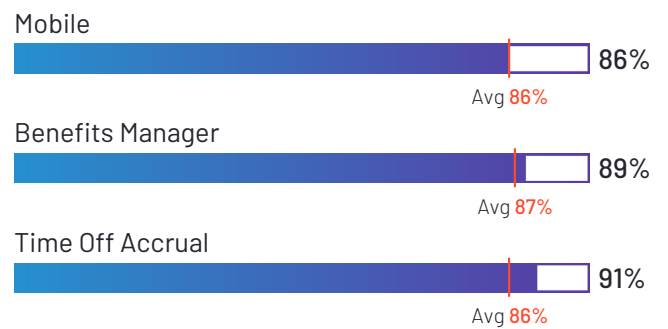
### Top Industries Represented



### Highest-Rated Features



### Lowest-Rated Features



Ownership  
Remote



HQ Location  
San Francisco, CA



Year Founded  
2019



Employees (Listed  
On LinkedIn)  
2,433



Company Website  
[remote.com](https://remote.com)



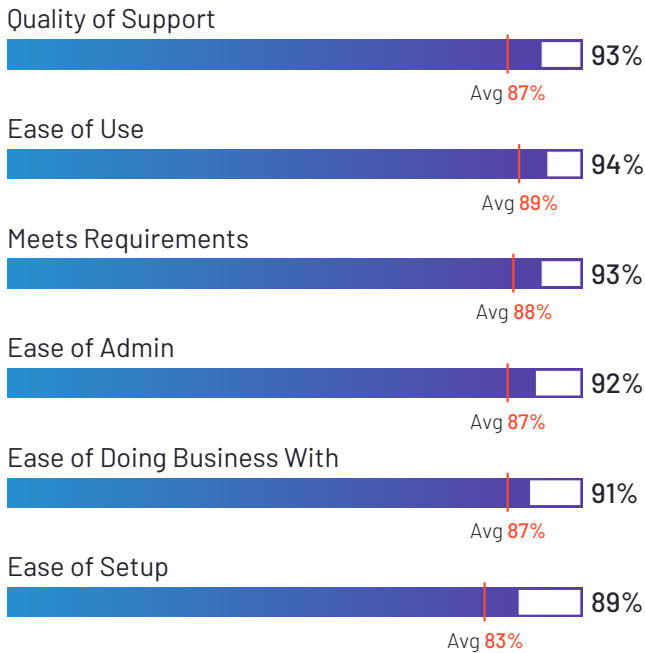
## Deel

4.6 ★★★★★ (700)

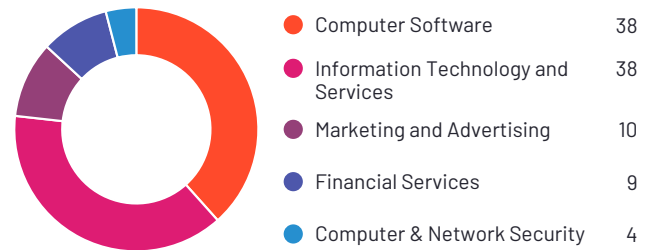


Deel has been named a Leader based on receiving a high customer Satisfaction score and having a large Market Presence. 98% of users rated it 4 or 5 stars, 93% of users believe it is headed in the right direction, and users said they would be likely to recommend Deel at a rate of 93%. Deel is also in the Contractor Payments, Contractor Management, HR Compliance, Org Chart, Multi-Country Payroll, Onboarding, Core HR, Freelancer Management Systems, Employee Engagement, Global Employment Platforms(GEP), and Employer of Record(EOR) categories.

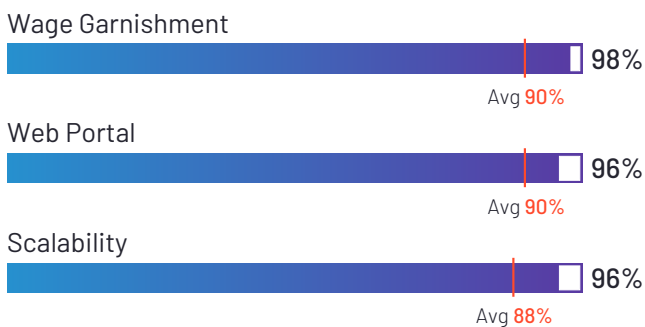
### Satisfaction Ratings



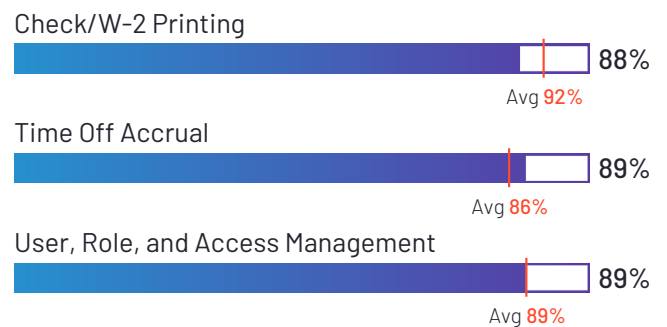
### Top Industries Represented



### Highest-Rated Features



### Lowest-Rated Features



**Ownership**  
Deel



**HQ Location**  
San Francisco,  
California



**Year Founded**  
2019




**Employees (Listed On LinkedIn)**  
3,725



**Company Website**  
[www.deel.com](http://www.deel.com)





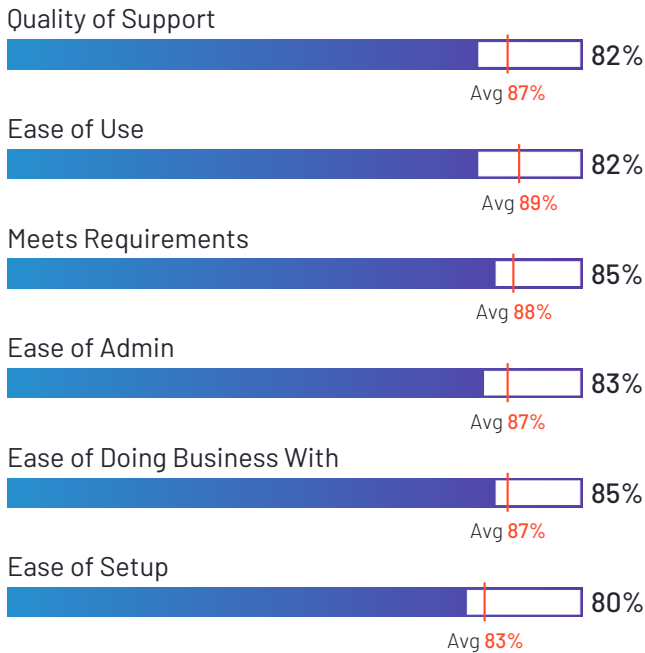
## isolved

4.2 ★★★★★ (760)



isolved has been named a Leader based on receiving a high customer Satisfaction score and having a large Market Presence. 86% of users rated it 4 or 5 stars, 74% of users believe it is headed in the right direction, and users said they would be likely to recommend isolved at a rate of 82%. isolved is also in the Time & Attendance, PEO Providers, Training Management Systems, Employee Scheduling, Applicant Tracking Systems (ATS), Benefits Administration, Time Tracking, Core HR, Workforce Management, and Human Resource Management Systems categories.

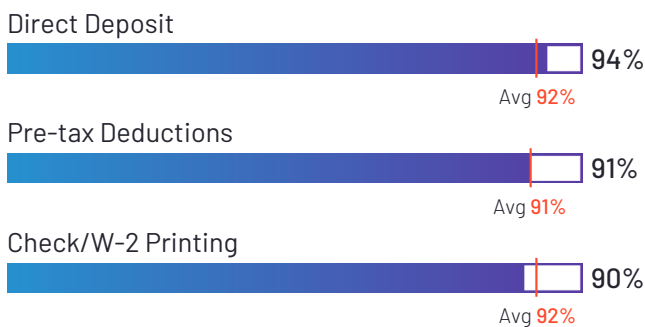
### Satisfaction Ratings



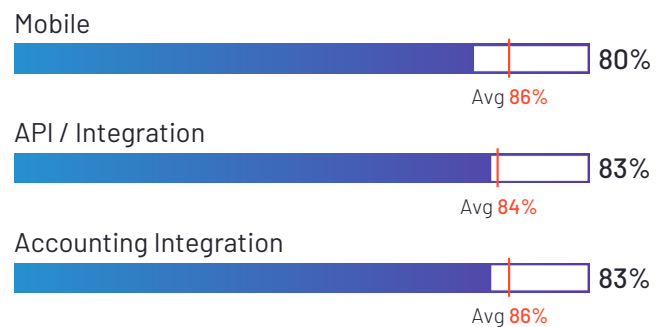
### Top Industries Represented



### Highest-Rated Features



### Lowest-Rated Features



**Ownership**  
isolved HCM



**HQ Location**  
Charlotte, NC



**Year Founded**  
1986



**Employees (Listed On LinkedIn)**  
1,206



**Company Website**  
[isolvedhcm.com](https://isolvedhcm.com)



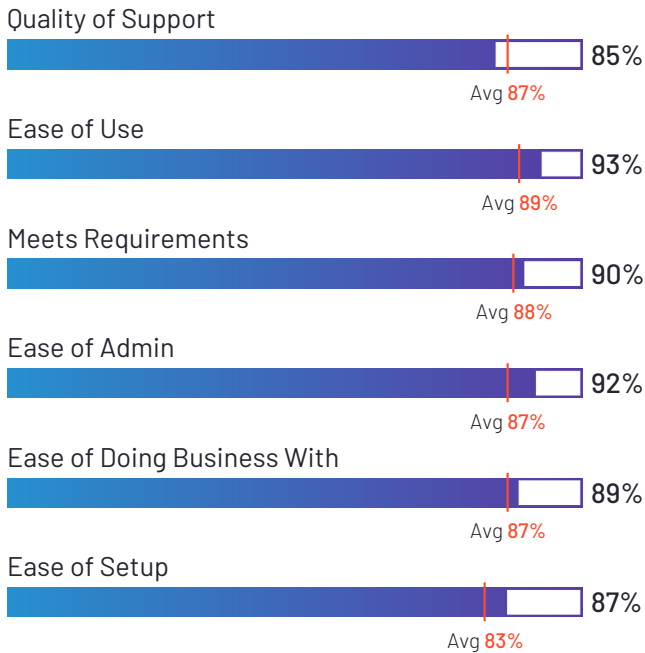
# Keka HR

4.4 ★★★★★ (631)



Keka HR has been named a Leader based on receiving a high customer Satisfaction score and having a large Market Presence. 95% of users rated it 4 or 5 stars, 94% of users believe it is headed in the right direction, and users said they would be likely to recommend Keka HR at a rate of 88%. Keka HR is also in the Time Tracking, Time & Attendance, Workforce Management, Applicant Tracking Systems (ATS), and Core HR categories.

## Satisfaction Ratings



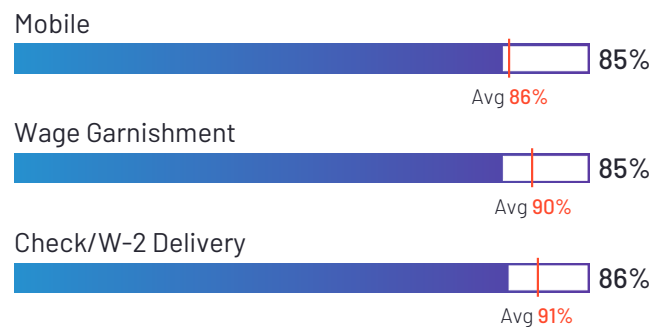
## Top Industries Represented



## Highest-Rated Features



## Lowest-Rated Features



**Ownership**  
Keka Technologies



**HQ Location**  
Hyderabad



**Year Founded**  
2014



**Employees (Listed On LinkedIn)**  
713



**Company Website**  
[www.keka.com](http://www.keka.com)



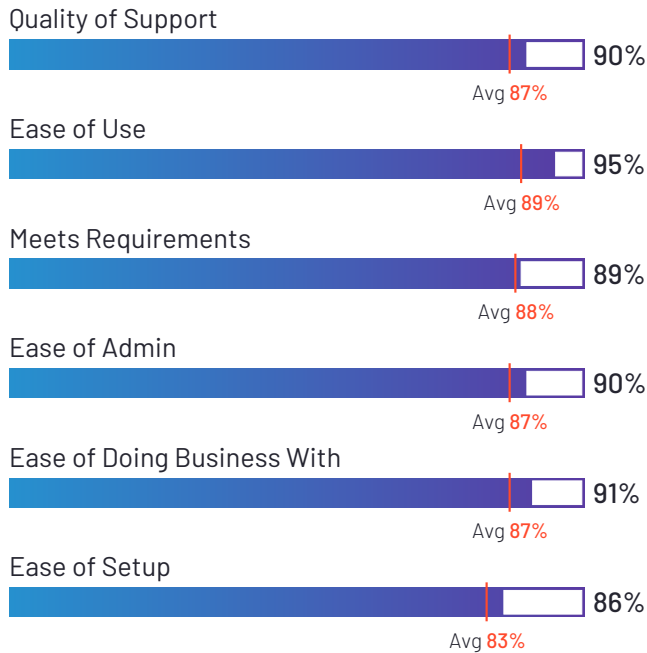
## BambooHR

4.5 ★★★★★ (1,412)

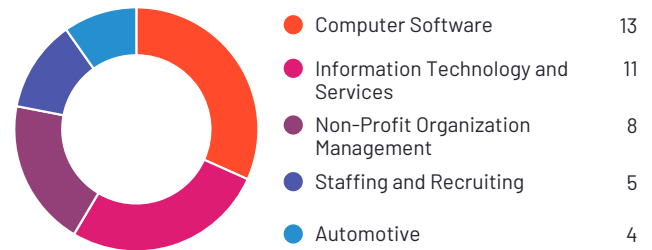


BambooHR has been named a Leader based on receiving a high customer Satisfaction score and having a large Market Presence. 96% of users rated it 4 or 5 stars, 90% of users believe it is headed in the right direction, and users said they would be likely to recommend BambooHR at a rate of 91%. BambooHR is also in the Candidate Relationship Management, Job Description Management, Onboarding, Applicant Tracking Systems (ATS), Core HR, Workforce Management, Performance Management, and Human Resource Management Systems categories.

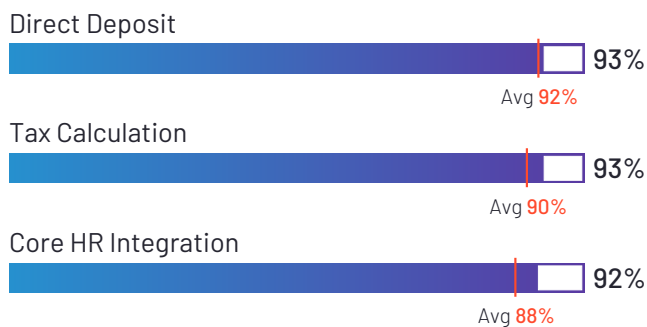
### Satisfaction Ratings



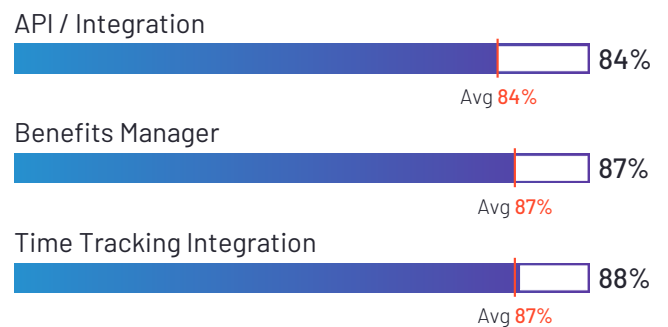
### Top Industries Represented



### Highest-Rated Features



### Lowest-Rated Features



**Ownership**  
BambooHR



**HQ Location**  
Lindon, UT



**Year Founded**  
2008



**Employees (Listed On LinkedIn)**  
1,373



**Company Website**  
[bamboohr.com](https://bamboohr.com)



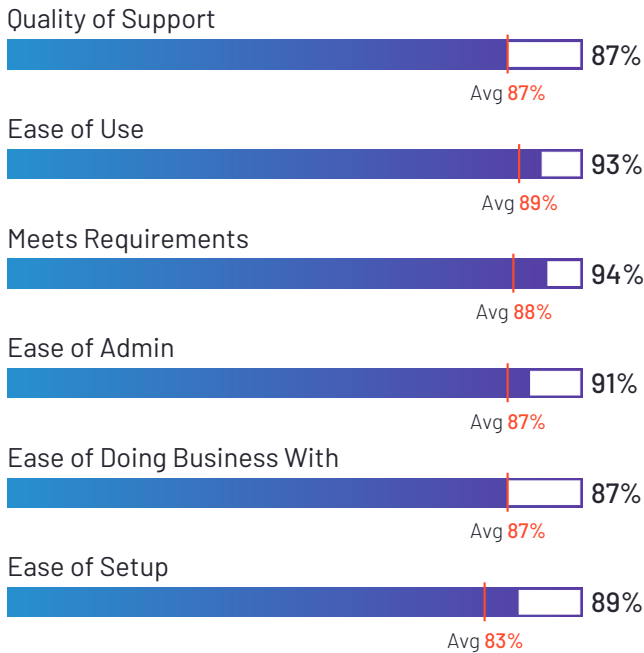
# QuickBooks Desktop Pro

4.3 ★★★★★ (1,694)




QuickBooks Desktop Pro has been named a Leader based on receiving a high customer Satisfaction score and having a large Market Presence. 95% of users rated it 4 or 5 stars, 87% of users believe it is headed in the right direction, and users said they would be likely to recommend Desktop Pro at a rate of 91%. Desktop Pro is also in the Billing and Accounting categories.


## Satisfaction Ratings




## Top Industries Represented



## Highest-Rated Features



## Lowest-Rated Features



**Ownership**  
Intuit



**HQ Location**  
Mountain View,  
California



**Year Founded**  
1983



**Employees (Listed  
On LinkedIn)**  
15,574



**Company Website**  
[www.intuit.com](http://www.intuit.com)



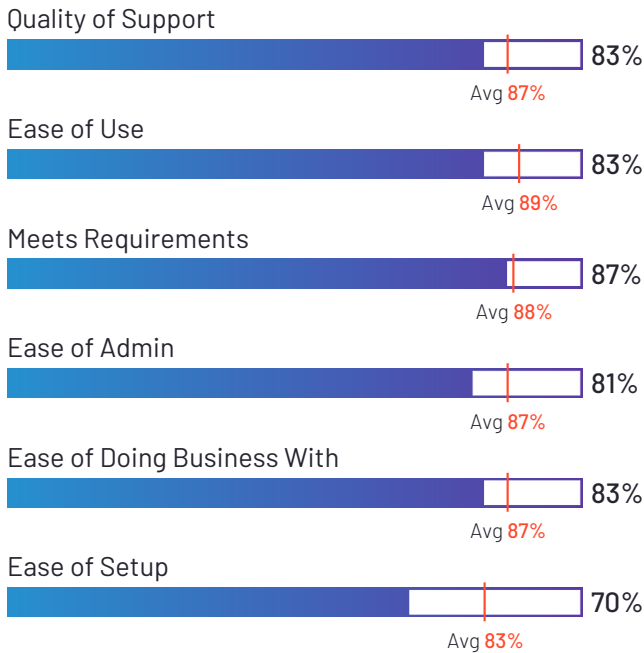
# UKG Ready

4.0 ★★★★★ (867)



UKG Ready has been named a Leader based on receiving a high customer Satisfaction score and having a large Market Presence. 86% of users rated it 4 or 5 stars, 83% of users believe it is headed in the right direction, and users said they would be likely to recommend UKG Ready at a rate of 82%. UKG Ready is also in the Time & Attendance, Applicant Tracking Systems (ATS), Time Tracking, Core HR, Workforce Management, and Human Resource Management Systems categories.

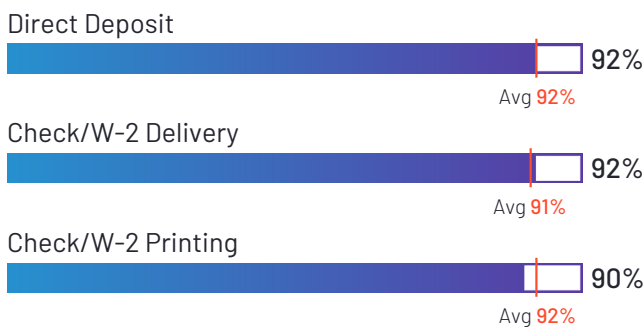
## Satisfaction Ratings



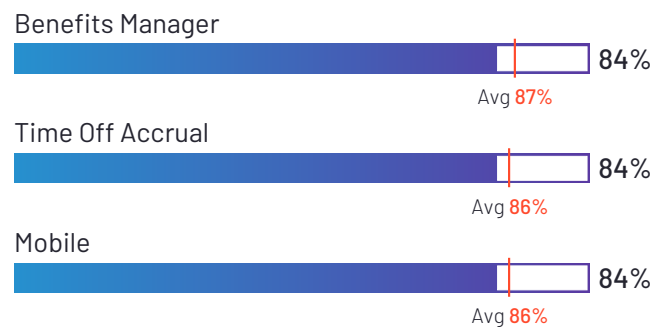
## Top Industries Represented



## Highest-Rated Features



## Lowest-Rated Features



Ownership  
UKG



HQ Location  
Weston, FL



Year Founded  
1977



Employees (Listed  
On LinkedIn)  
12,648



Company Website  
[www.ukg.com](http://www.ukg.com)



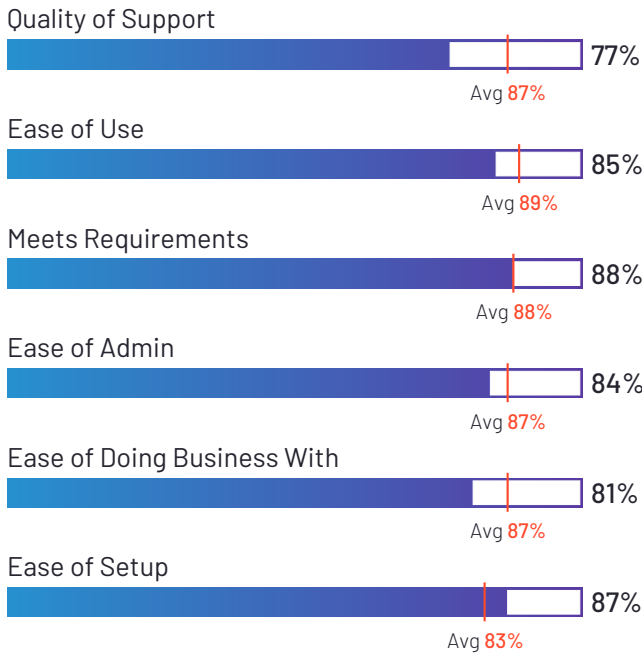
# ADP Vantage HCM

3.9 ★★★★★ (239)

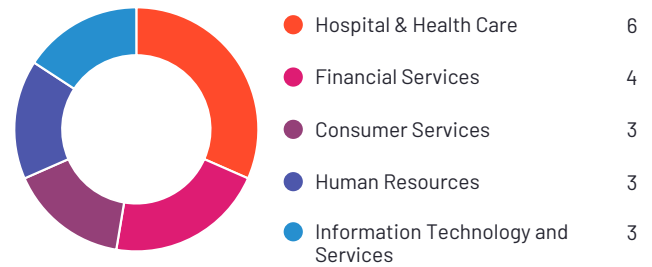


ADP Vantage HCM has been named a Leader based on receiving a high customer Satisfaction score and having a large Market Presence. 85% of users rated it 4 or 5 stars, 76% of users believe it is headed in the right direction, and users said they would be likely to recommend Vantage HCM at a rate of 78%. Vantage HCM is also in the HR Service Delivery, Multi-Country Payroll, Time & Attendance, Core HR, Workforce Management, Benefits Administration, and Absence Management categories.

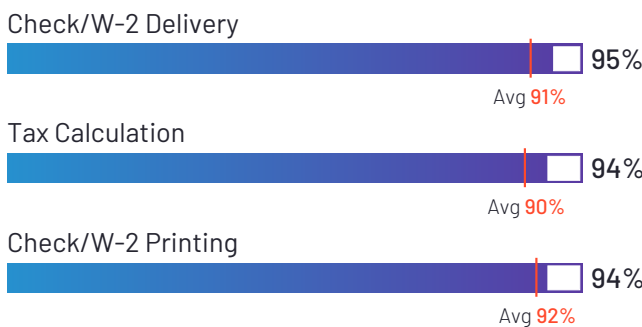
## Satisfaction Ratings



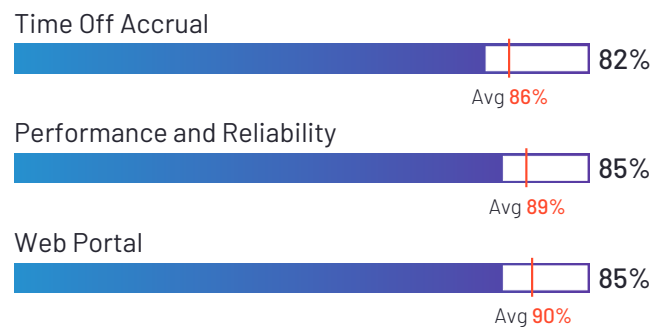
## Top Industries Represented



## Highest-Rated Features



## Lowest-Rated Features



Ownership  
ADP



HQ Location  
Roseland, New Jersey



Year Founded  
1949



Employees (Listed  
On LinkedIn)  
68,431



Company Website  
[adp.com](http://adp.com)



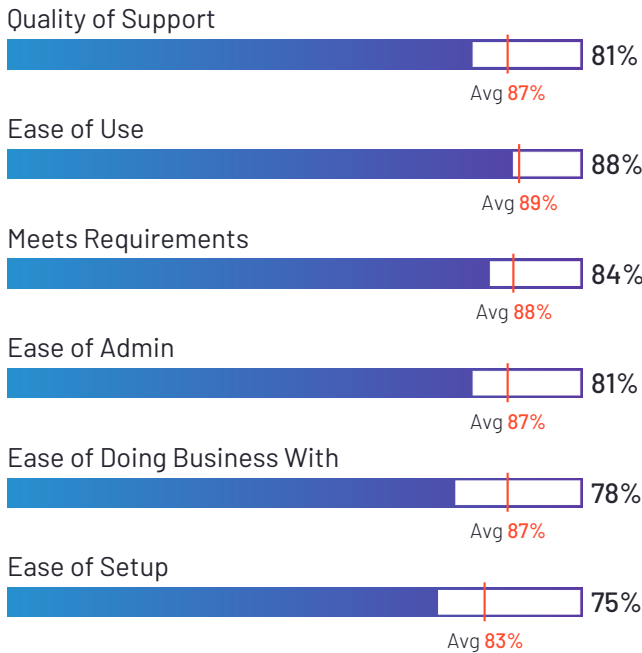
## Namely

4.0 ★★★★★ (301)

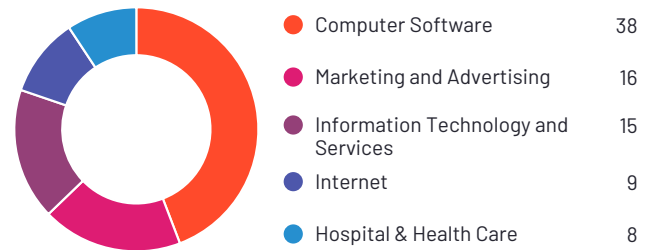


Namely has been named a Leader based on receiving a high customer Satisfaction score and having a large Market Presence. 83% of users rated it 4 or 5 stars, 76% of users believe it is headed in the right direction, and users said they would be likely to recommend Namely at a rate of 79%. Namely is also in the Onboarding, Benefits Administration, Time Tracking, Core HR, Workforce Management, Performance Management, Human Resource Management Systems, and Time & Attendance categories.

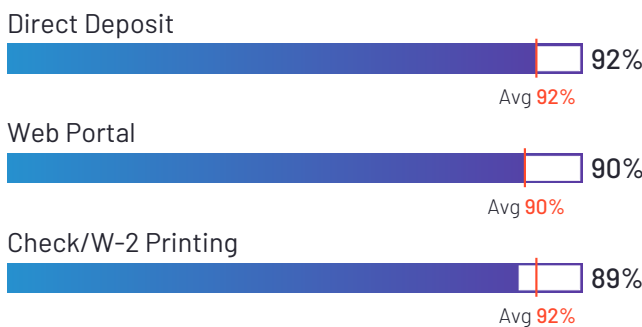
### Satisfaction Ratings



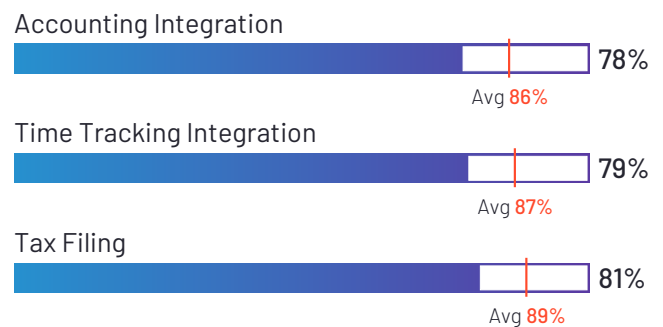
### Top Industries Represented



### Highest-Rated Features



### Lowest-Rated Features



**Ownership**  
Namely



**HQ Location**  
New York



**Year Founded**  
2012



**Employees (Listed On LinkedIn)**  
255



**Company Website**  
[www.namely.com](http://www.namely.com)



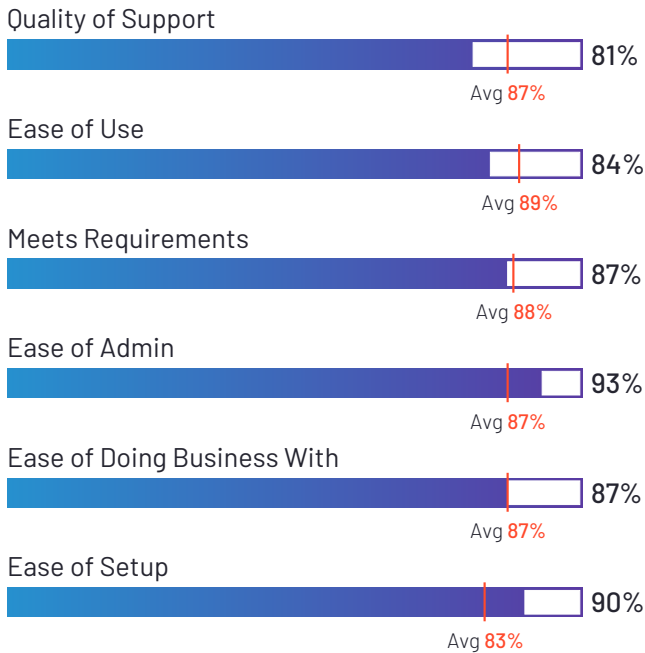
# Oracle PeopleSoft

3.7 ★★★★★ (660)

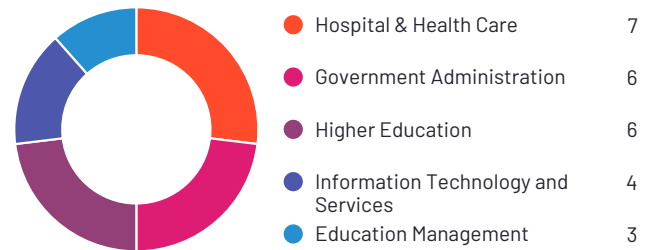


Oracle PeopleSoft has been named a Leader based on receiving a high customer Satisfaction score and having a large Market Presence. 78% of users rated it 4 or 5 stars, 76% of users believe it is headed in the right direction, and users said they would be likely to recommend Oracle PeopleSoft at a rate of 80%. Oracle PeopleSoft is also in the Applicant Tracking Systems (ATS), ERP Systems, Benefits Administration, Corporate Learning Management Systems, Core HR, Workforce Management, Accounting, Performance Management, Human Resource Management Systems, and Multi-Country Payroll categories.

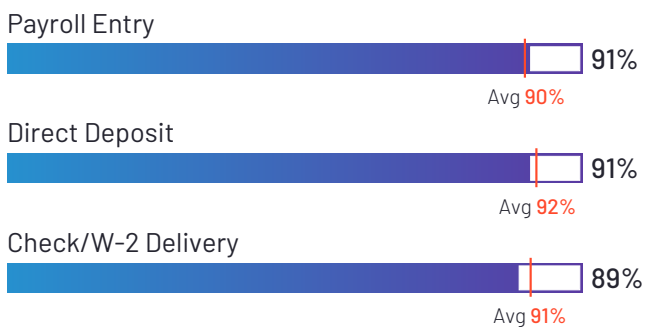
## Satisfaction Ratings



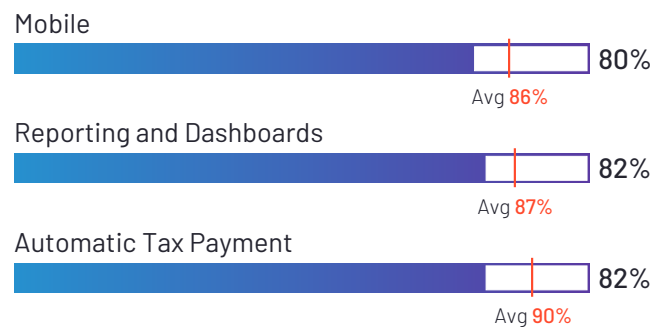
## Top Industries Represented



## Highest-Rated Features



## Lowest-Rated Features



Ownership  
Oracle



HQ Location  
Austin, TX



Year Founded  
1977



Employees (Listed On LinkedIn)  
203,759



Company Website  
[www.oracle.com](http://www.oracle.com)





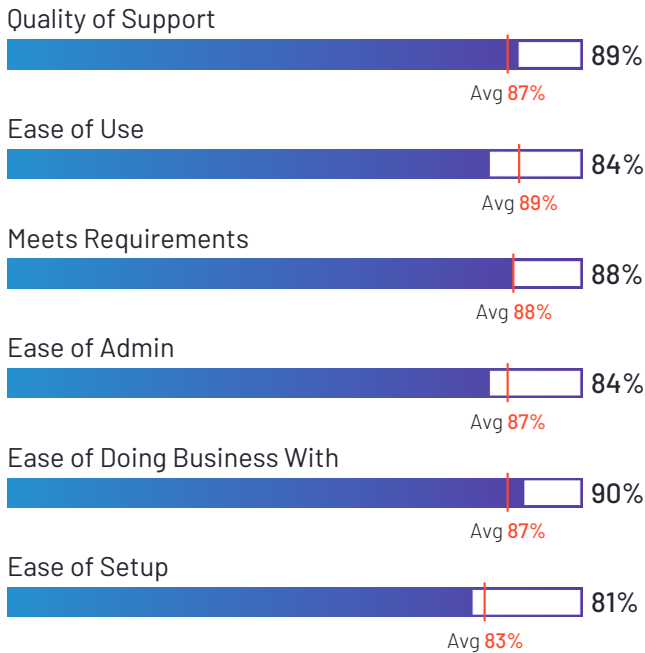
# Inova Payroll

4.2 ★★★★★ (441)

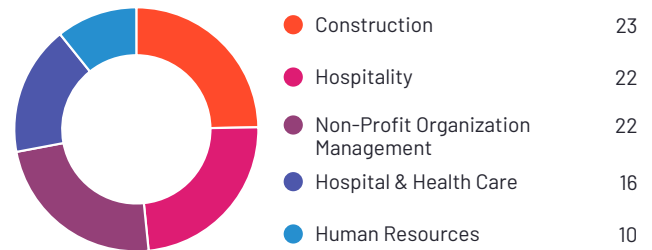


Inova Payroll has been named a High Performer product based on having high customer Satisfaction scores and a low Market Presence compared to the rest of the category. 90% of users rated it 4 or 5 stars, 82% of users believe it is headed in the right direction, and users said they would be likely to recommend Inova Payroll at a rate of 84%. Inova Payroll is also in the Earned Wage Access, Onboarding, Applicant Tracking Systems (ATS), Benefits Administration, Core HR, Performance Management, Corporate Learning Management Systems, and Human Resource Management Systems categories.

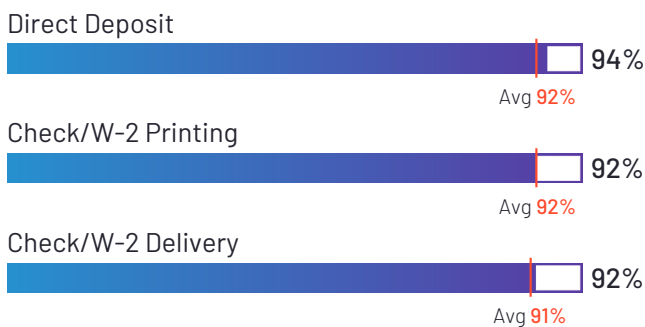
## Satisfaction Ratings



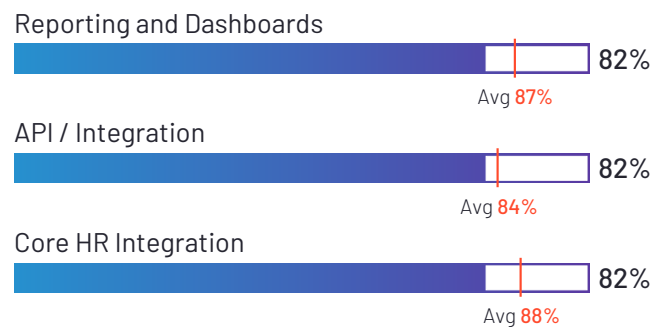
## Top Industries Represented



## Highest-Rated Features



## Lowest-Rated Features



**Ownership**  
Inova Payroll, Inc.



**HQ Location**  
Nashville, TN




**Year Founded**  
2011



**Employees (Listed On LinkedIn)**  
193



**Company Website**  
[inovapayroll.com](http://inovapayroll.com)



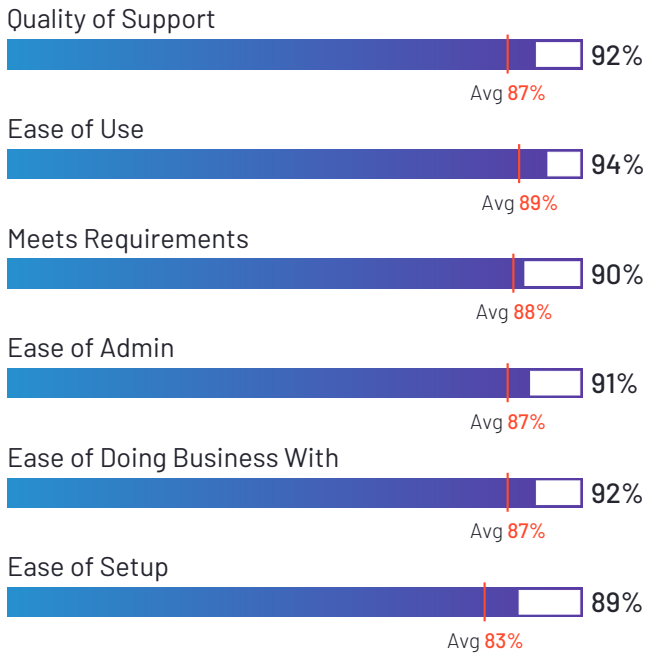
## Justworks

4.6 ★★★★★ (352)

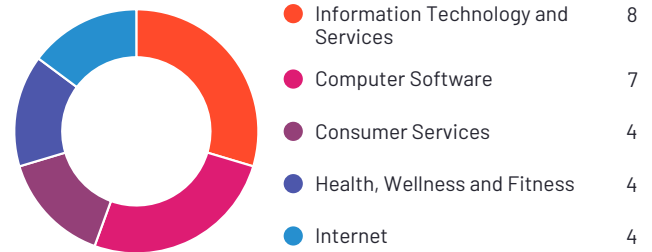


Justworks has been named a High Performer product based on having high customer Satisfaction scores and a low Market Presence compared to the rest of the category. 94% of users rated it 4 or 5 stars, 91% of users believe it is headed in the right direction, and users said they would be likely to recommend Justworks at a rate of 88%. Justworks is also in the PEO Providers, Benefits Administration, Core HR, Time Tracking, and Global Employment Platforms (GEP) categories.

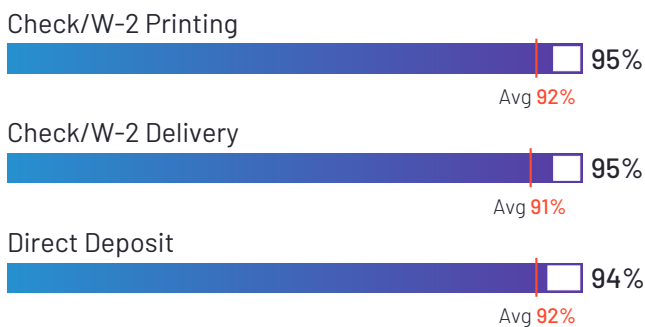
### Satisfaction Ratings



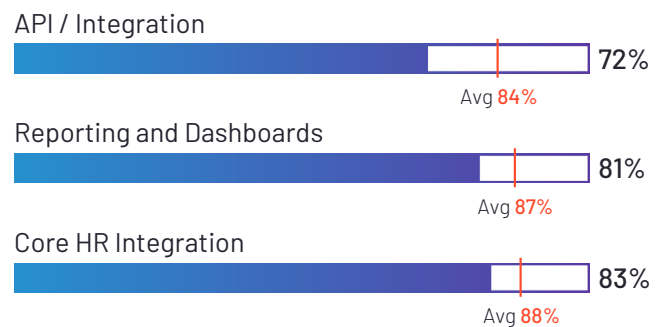
### Top Industries Represented



### Highest-Rated Features



### Lowest-Rated Features



**Ownership**  
Justworks



**HQ Location**  
New York



**Year Founded**  
2012



**Employees (Listed On LinkedIn)**  
1,216



**Company Website**  
[justworks.com](https://justworks.com)



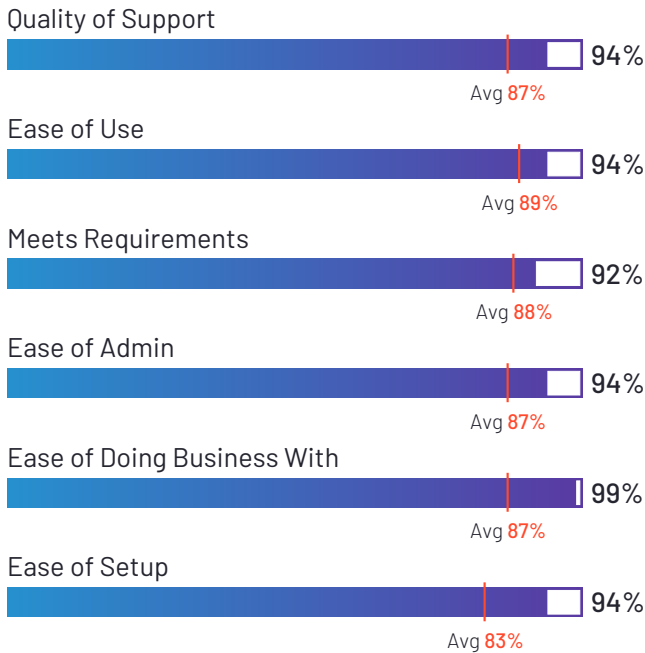
## Plane

4.6 ★★★★★ (415)



Plane has been named a High Performer product based on having high customer Satisfaction scores and a low Market Presence compared to the rest of the category. 97% of users rated it 4 or 5 stars, 86% of users believe it is headed in the right direction, and users said they would be likely to recommend Plane at a rate of 91%. Plane is also in the Contractor Payments, HR Compliance, Multi-Country Payroll, Core HR, Contractor Management, Global Employment Platforms (GEP), and Employer of Record (EOR) categories.


### Satisfaction Ratings



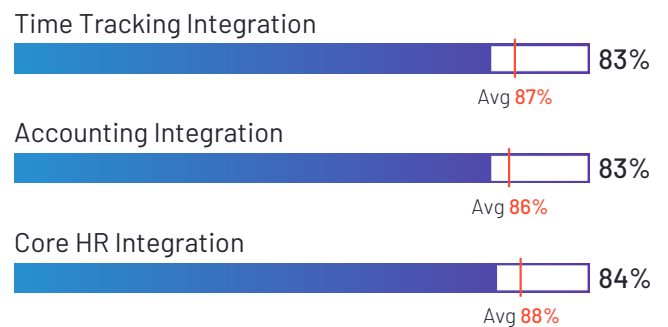
### Top Industries Represented



### Highest-Rated Features



### Lowest-Rated Features



Ownership  
Plane



HQ Location  
San Francisco, CA



Year Founded  
2015



Employees (Listed  
On LinkedIn)  
112



Company Website  
[plane.com](https://plane.com)



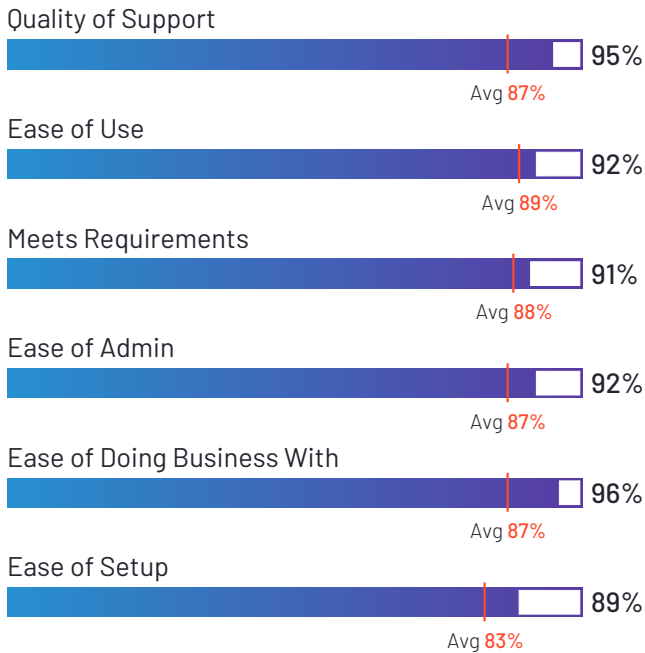
## APS

4.6 ★★★★★ (660)



APS has been named a High Performer product based on having high customer Satisfaction scores and a low Market Presence compared to the rest of the category. 96% of users rated it 4 or 5 stars, 95% of users believe it is headed in the right direction, and users said they would be likely to recommend APS at a rate of 92%. APS is also in the Healthcare HR, Human Resource Management Systems, Benefits Administration, Core HR, Performance Management, Time Tracking, Workforce Management, Applicant Tracking Systems (ATS), and Onboarding categories.

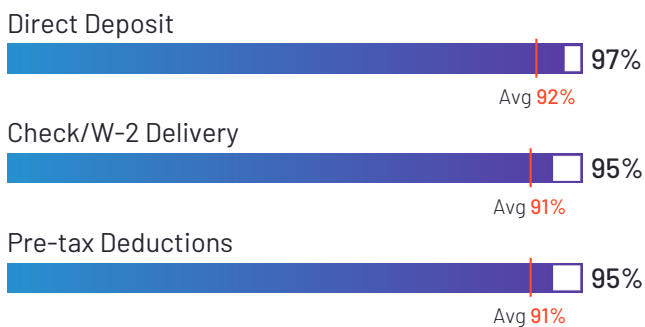
### Satisfaction Ratings



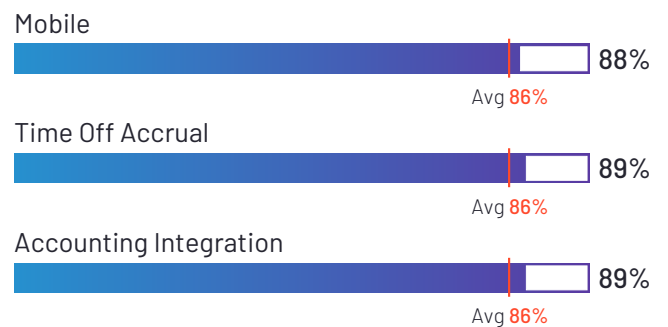
### Top Industries Represented



### Highest-Rated Features



### Lowest-Rated Features



Ownership  
APS



HQ Location  
Shreveport, LA



Year Founded  
1996



Employees (Listed  
On LinkedIn)  
158



Company Website  
[apspayroll.com](https://apspayroll.com)



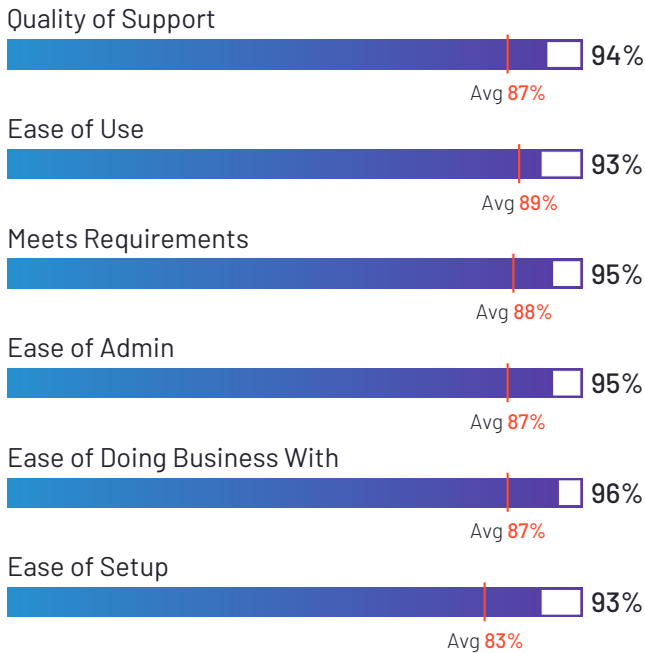
# Fingercheck Payroll

4.7 ★★★★★ (227)



Fingercheck Payroll has been named a High Performer product based on having high customer Satisfaction scores and a low Market Presence compared to the rest of the category. 93% of users rated it 4 or 5 stars, 95% of users believe it is headed in the right direction, and users said they would be likely to recommend Fingercheck Payroll at a rate of 94%. Fingercheck Payroll is also in the Time Tracking, Applicant Tracking Systems (ATS), Core HR, Onboarding, and Benefits Administration categories.

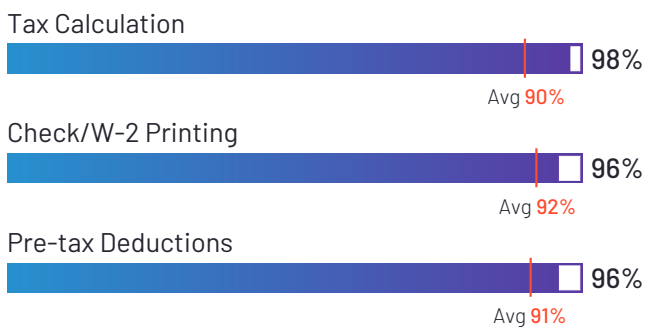
## Satisfaction Ratings



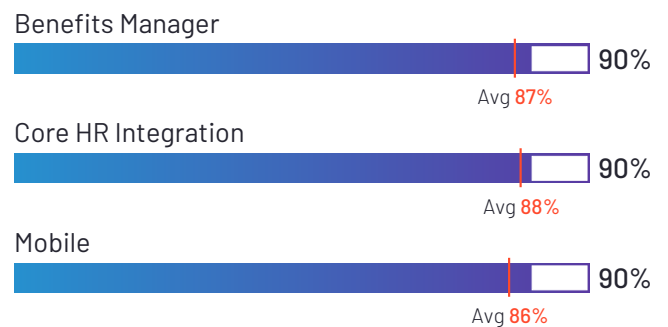
## Top Industries Represented



## Highest-Rated Features



## Lowest-Rated Features



**Ownership**  
Fingercheck



**HQ Location**  
Brooklyn, NY



**Year Founded**  
2013



**Employees (Listed On LinkedIn)**  
111



**Company Website**  
[fingercheck.com](https://fingercheck.com)



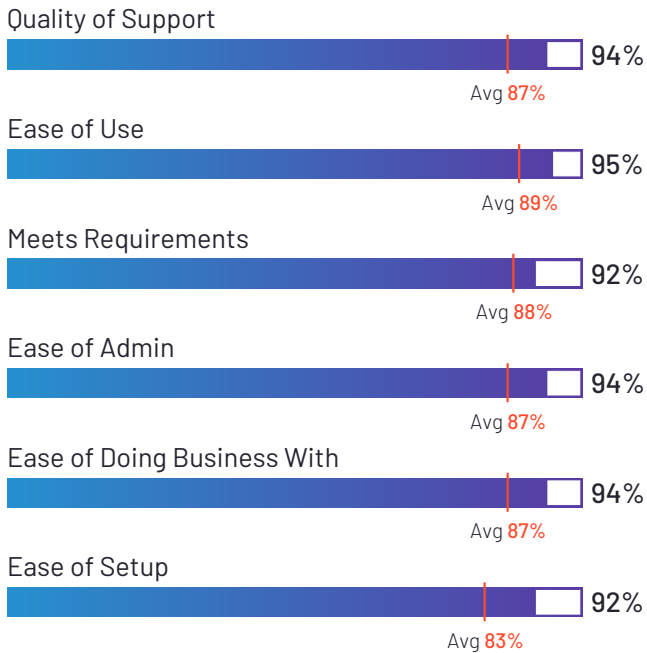
# HROne

4.5 ★★★★★ (175)




HROne has been named a High Performer product based on having high customer Satisfaction scores and a low Market Presence compared to the rest of the category. 97% of users rated it 4 or 5 stars, 89% of users believe it is headed in the right direction, and users said they would be likely to recommend HROne at a rate of 91%. HROne is also in the Time & Attendance, HR Case Management, Applicant Tracking Systems (ATS), Time Tracking, Core HR, Workforce Management, Performance Management, Human Resource Management Systems, Employee Scheduling, and Absence Management categories.

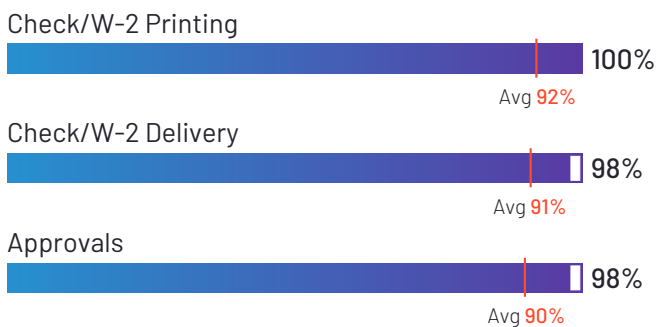
## Satisfaction Ratings



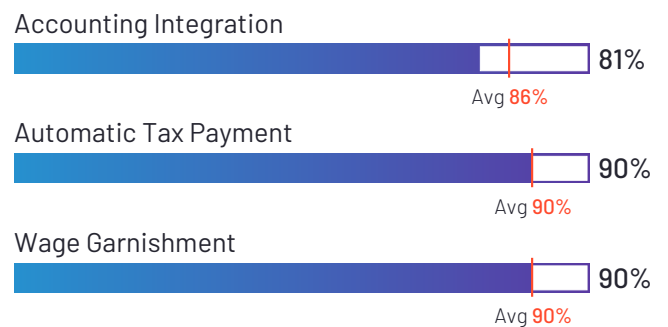
## Top Industries Represented



## Highest-Rated Features



## Lowest-Rated Features



Ownership  
HROne



HQ Location  
Noida



Year Founded  
2016



Employees (Listed  
On LinkedIn)  
170



Company Website  
[hrone.cloud](https://hrone.cloud)



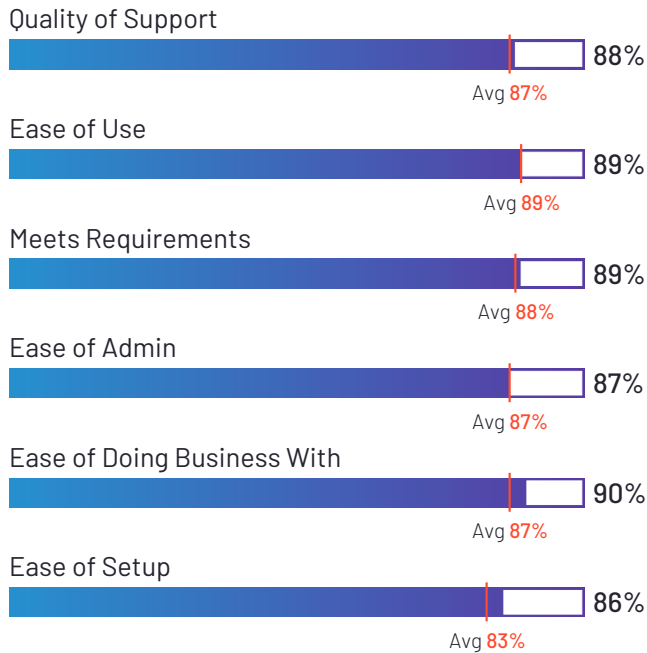
## Proliant

4.4 ★★★★★ (355)



Proliant has been named a High Performer product based on having high customer Satisfaction scores and a low Market Presence compared to the rest of the category. 91% of users rated it 4 or 5 stars, 81% of users believe it is headed in the right direction, and users said they would be likely to recommend Proliant at a rate of 88%. Proliant is also in the Earned Wage Access, Time & Attendance, Onboarding, Core HR, and Workforce Management categories.

### Satisfaction Ratings



### Top Industries Represented



**Ownership**  
Proliant



**HQ Location**  
Atlanta, GA



**Year Founded**  
1993



**Employees (Listed On LinkedIn)**  
258



**Company Website**  
[proliant.com](http://proliant.com)



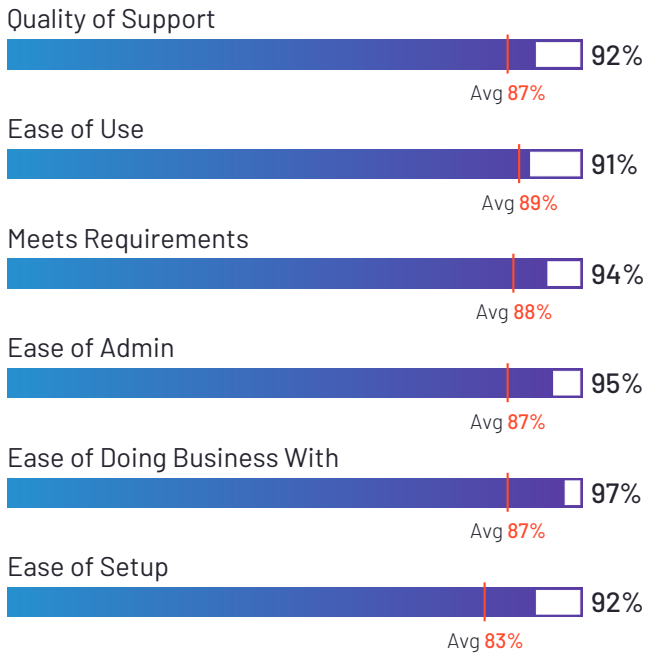
# Checkwriters

4.6 ★★★★★ (80)



Checkwriters has been named a High Performer product based on having high customer Satisfaction scores and a low Market Presence compared to the rest of the category. 97% of users rated it 4 or 5 stars, 88% of users believe it is headed in the right direction, and users said they would be likely to recommend Checkwriters at a rate of 93%. Checkwriters is also in the Benefits Support, Onboarding, Applicant Tracking Systems (ATS), Benefits Administration, Time Tracking, Core HR, and Performance Management categories.

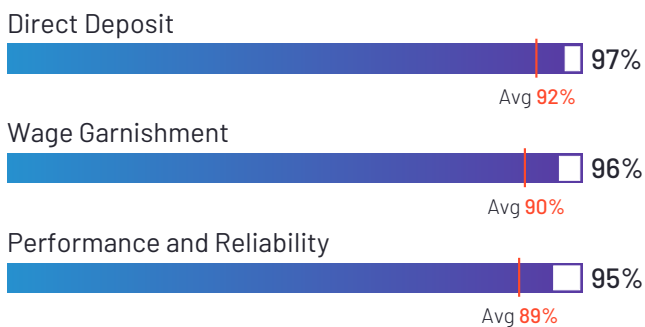
## Satisfaction Ratings



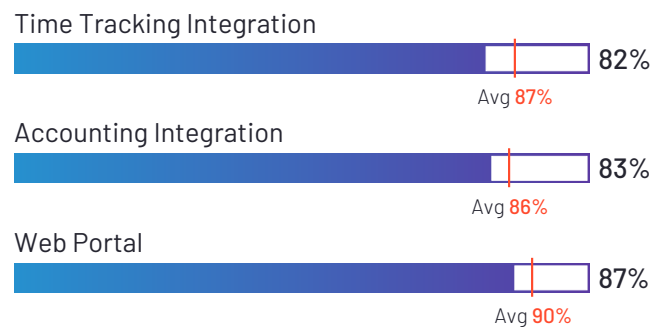
## Top Industries Represented



## Highest-Rated Features



## Lowest-Rated Features



Ownership  
Checkwriters



HQ Location  
Northampton,  
Massachusetts



Year Founded  
1989



Employees (Listed  
On LinkedIn)  
66



Company Website  
[checkwriters.com](https://checkwriters.com)





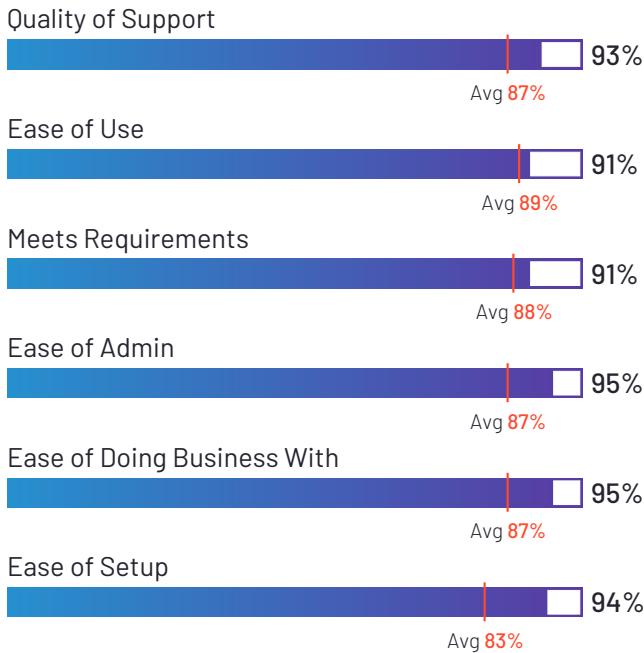
# EPAY HCM

4.7 ★★★★★ (160)



EPAY HCM has been named a High Performer product based on having high customer Satisfaction scores and a low Market Presence compared to the rest of the category. 97% of users rated it 4 or 5 stars, 95% of users believe it is headed in the right direction, and users said they would be likely to recommend EPAY HCM at a rate of 94%. EPAY HCM is also in the Time Tracking, Core HR, Workforce Management, Applicant Tracking Systems (ATS), Performance Management, Onboarding, Benefits Administration, Corporate Learning Management Systems, Human Resource Management Systems, and Time & Attendance categories.

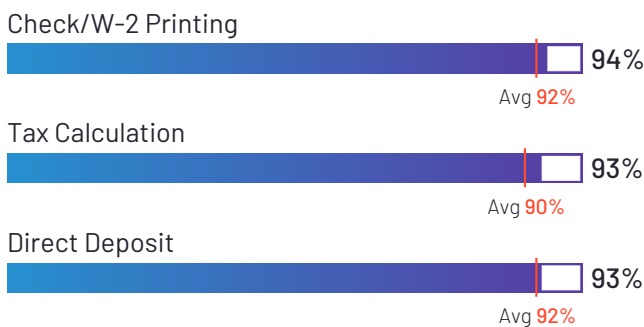
## Satisfaction Ratings



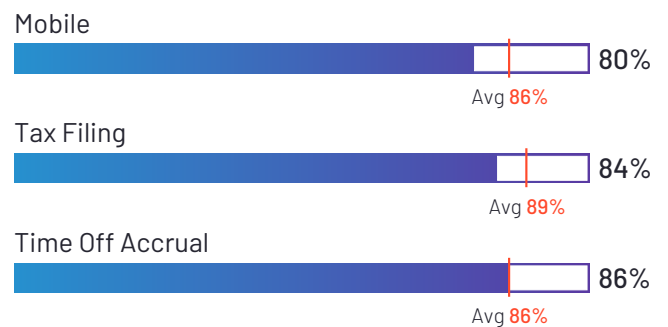
## Top Industries Represented



## Highest-Rated Features



## Lowest-Rated Features



Ownership  
EPAY Systems



HQ Location  
Chicago, IL



Year Founded  
2001



Employees (Listed  
On LinkedIn)  
124



Company Website  
[epaysystems.com](http://epaysystems.com)



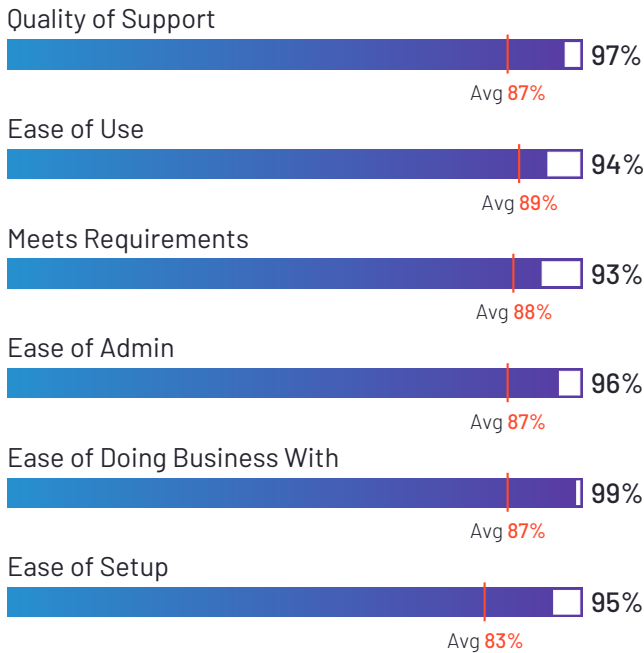
# Multiplier

4.5 ★★★★★ (242)

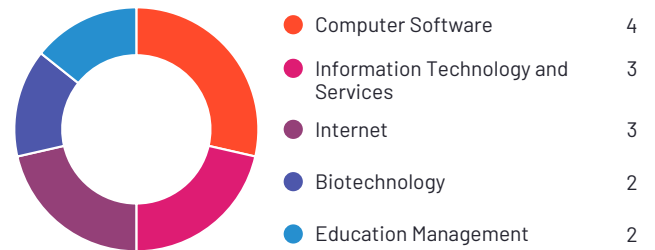


Multiplier has been named a High Performer product based on having high customer Satisfaction scores and a low Market Presence compared to the rest of the category. 100% of users rated it 4 or 5 stars, 89% of users believe it is headed in the right direction, and users said they would be likely to recommend Multiplier at a rate of 94%. Multiplier is also in the Multi-Country Payroll, Core HR, Contractor Management, Global Employment Platforms (GEP), and Employer of Record (EOR) categories.


## Satisfaction Ratings



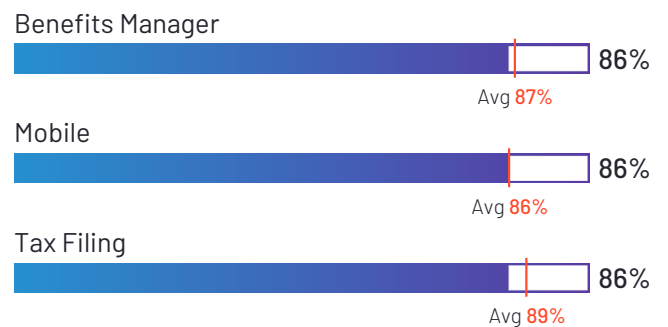
## Top Industries Represented



## Highest-Rated Features



## Lowest-Rated Features



Ownership  
Multiplier



HQ Location  
Singapore



Year Founded  
2020



Employees (Listed  
On LinkedIn)  
415



Company Website  
[usemultiplier.com](https://usemultiplier.com)



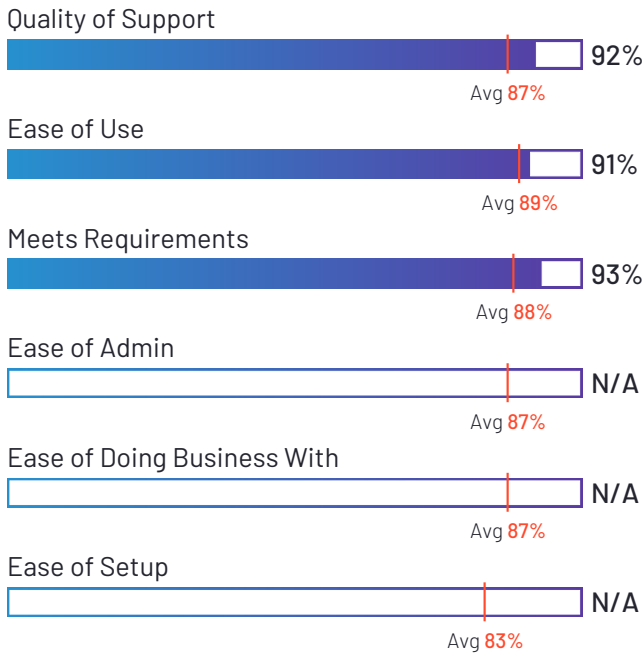
# Darwinbox

4.3 ★★★★★ (104)



Darwinbox has been named a High Performer product based on having high customer Satisfaction scores and a low Market Presence compared to the rest of the category. 95% of users rated it 4 or 5 stars, 86% of users believe it is headed in the right direction, and users said they would be likely to recommend Darwinbox at a rate of 90%. Darwinbox is also in the HR Analytics, Human Resource Management Systems, Performance Management, Core HR, Applicant Tracking Systems (ATS), Onboarding, and Recruiting Automation categories.

## Satisfaction Ratings

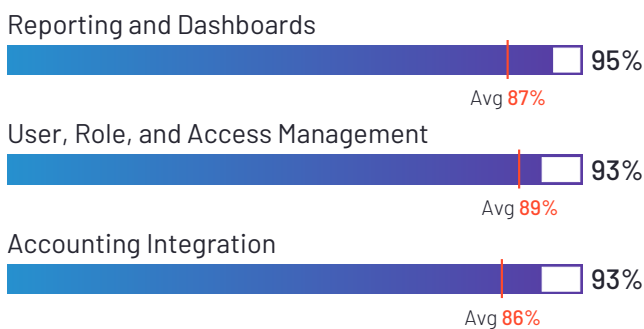


\*N/A is displayed when fewer than five responses were received for the question.

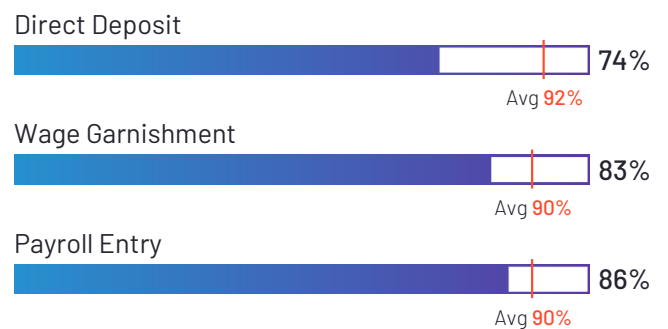
## Top Industries Represented



## Highest-Rated Features



## Lowest-Rated Features



**Ownership**  
Darwinbox Digital Solutions



**HQ Location**  
Hyderabad



**Year Founded**  
2015



**Employees (Listed On LinkedIn)**  
1,163



**Company Website**  
[darwinbox.com](https://darwinbox.com)



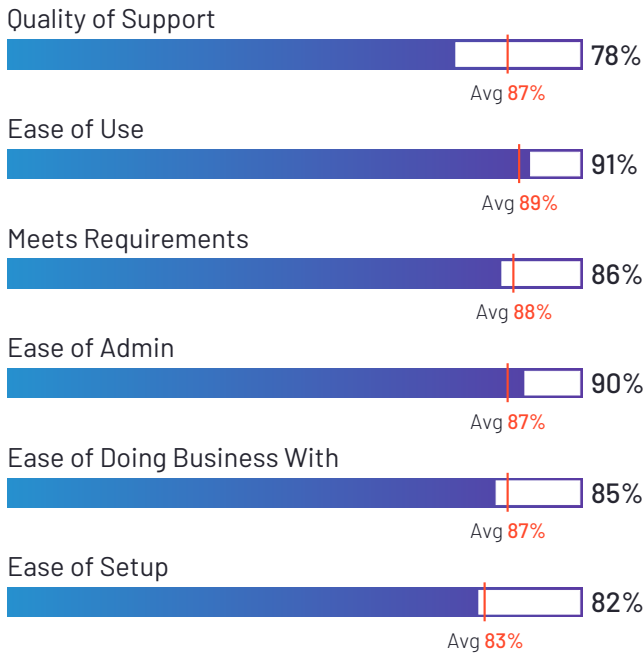
## Employment Hero

4.6 ★★★★★ (118)



Employment Hero has been named a High Performer product based on having high customer Satisfaction scores and a low Market Presence compared to the rest of the category. 97% of users rated it 4 or 5 stars, 100% of users believe it is headed in the right direction, and users said they would be likely to recommend Employment Hero at a rate of 91%. Employment Hero is also in the Vaccine Tracking, Time & Attendance, Employee Recognition, HR Analytics, Onboarding, Applicant Tracking Systems (ATS), Employee Engagement, Core HR, Workforce Management, Performance Management, Corporate Learning Management Systems, Benefits Administration, Global Employment Platforms (GEP), and Employer of Record (EOR) categories.

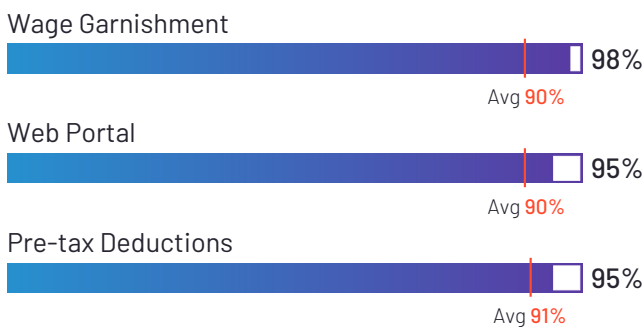
### Satisfaction Ratings



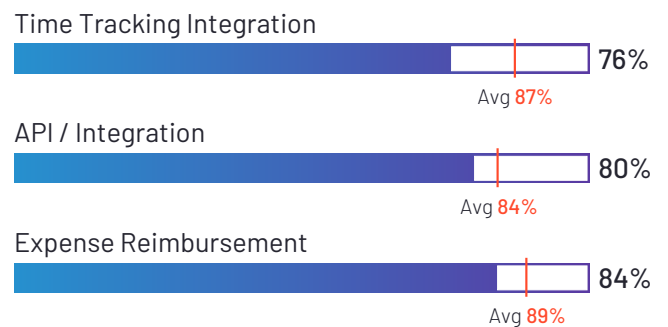
### Top Industries Represented



### Highest-Rated Features



### Lowest-Rated Features



**Ownership**  
Employment Hero



**HQ Location**  
Sydney, NSW



**Year Founded**  
2014



**Employees (Listed On LinkedIn)**  
626



**Company Website**  
[employmenthero.com](https://employmenthero.com)



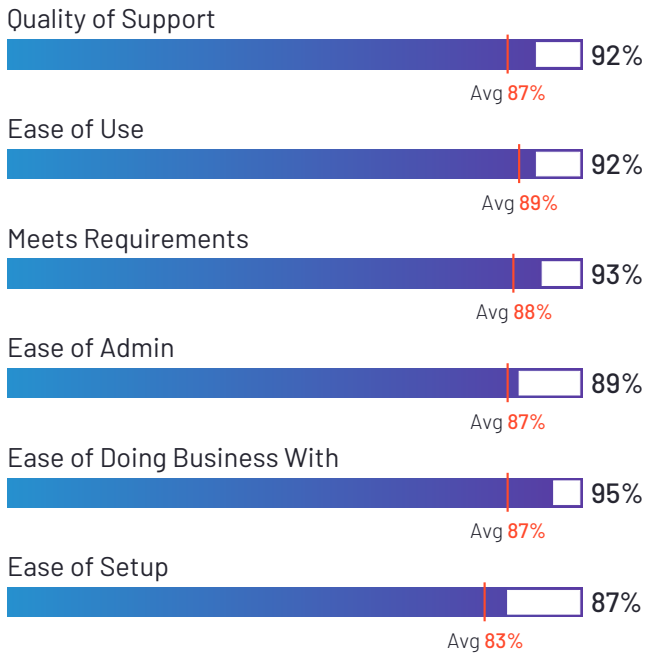
# Greenshades

4.3 ★★★★★ (40)



Greenshades has been named a High Performer product based on having high customer Satisfaction scores and a low Market Presence compared to the rest of the category. 87% of users rated it 4 or 5 stars, 90% of users believe it is headed in the right direction, and users said they would be likely to recommend Greenshades at a rate of 88%. Greenshades is also in the Benefits Administration and Benefits Support categories.

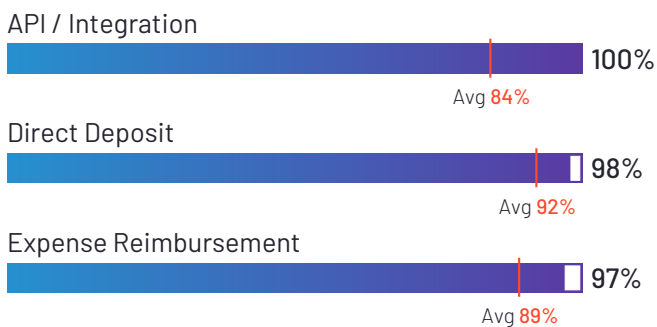
## Satisfaction Ratings



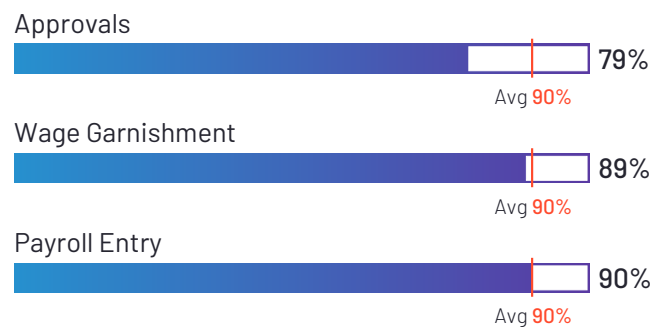
## Top Industries Represented



## Highest-Rated Features



## Lowest-Rated Features



**Ownership**  
Greenshades Software



**HQ Location**  
Jacksonville, FL



**Year Founded**  
2002



**Employees (Listed On LinkedIn)**  
159



**Company Website**  
[go.greenshades.com](https://go.greenshades.com)

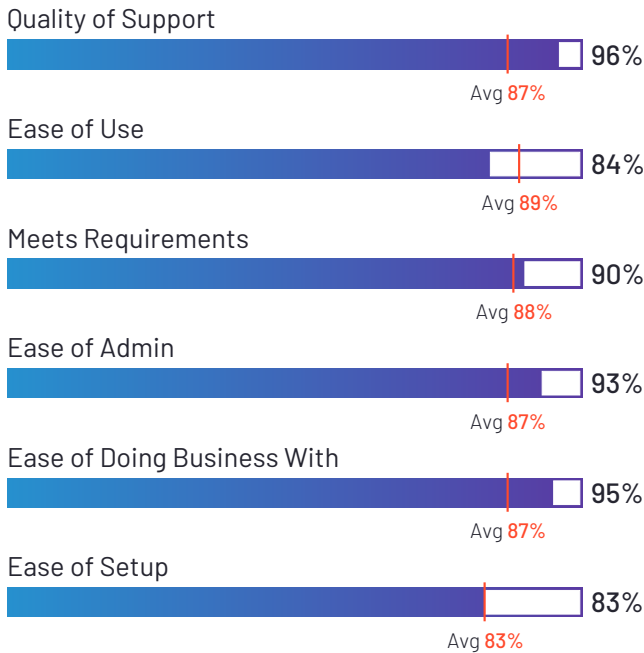


4.6 ★★★★★ (38)

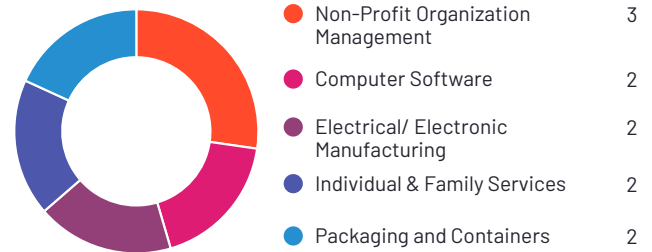


Paypro Workforce Management has been named a High Performer product based on having high customer Satisfaction scores and a low Market Presence compared to the rest of the category. 96% of users rated it 4 or 5 stars, 74% of users believe it is headed in the right direction, and users said they would be likely to recommend Paypro Workforce Management at a rate of 90%. Paypro Workforce Management is also in the Time Tracking, Core HR, Workforce Management, and Time & Attendance categories.

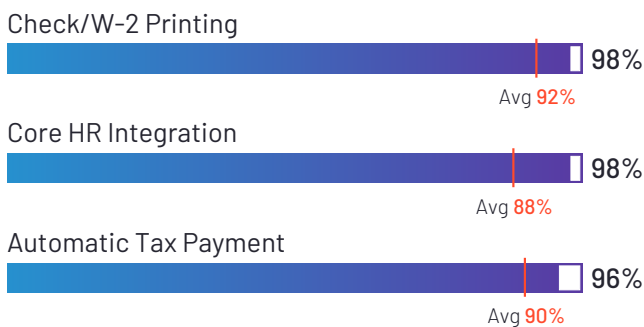
### Satisfaction Ratings



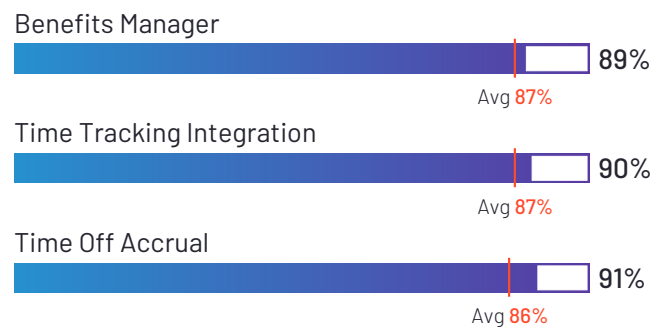
### Top Industries Represented



### Highest-Rated Features



### Lowest-Rated Features



**Ownership**  
Paypro Workforce Management



**HQ Location**  
Hauppauge, New York



**Year Founded**  
1992



**Employees (Listed On LinkedIn)**  
44



**Company Website**  
[payprocorp.com](http://payprocorp.com)



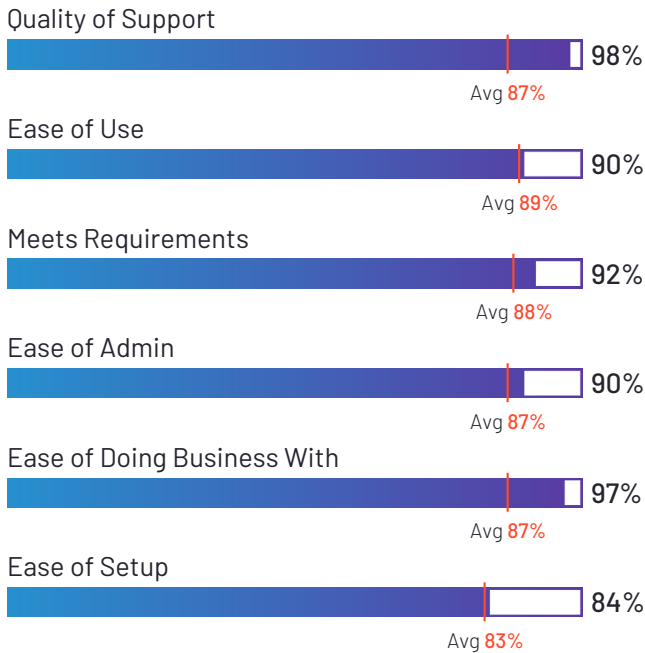
# Fuse Workforce Management

4.7 ★★★★★ (51)



Fuse Workforce Management has been named a High Performer product based on having high customer Satisfaction scores and a low Market Presence compared to the rest of the category. 100% of users rated it 4 or 5 stars, 95% of users believe it is headed in the right direction, and users said they would be likely to recommend Fuse at a rate of 96%. Fuse is also in the Time Tracking, Core HR, Workforce Management, and Time & Attendance categories.

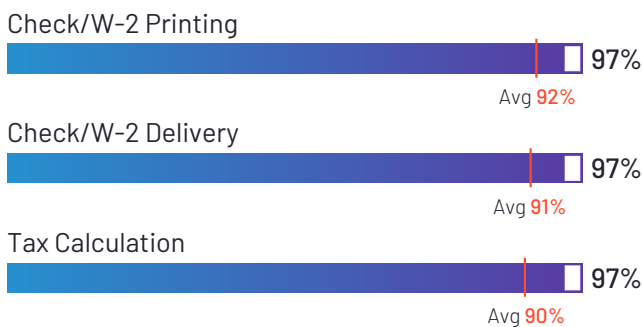
## Satisfaction Ratings



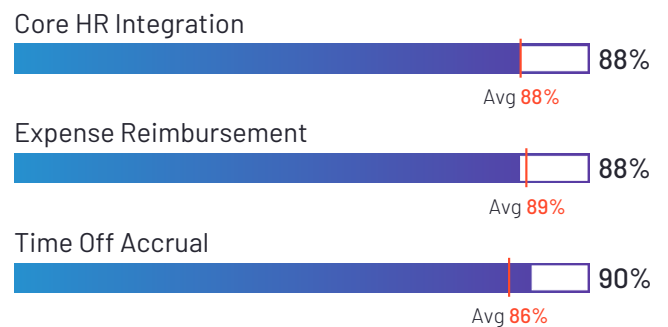
## Top Industries Represented



## Highest-Rated Features



## Lowest-Rated Features



**Ownership**  
Fuse Workforce Management



**HQ Location**  
Delray Beach, FL



**Year Founded**  
2003



**Employees (Listed On LinkedIn)**  
7



**Company Website**  
[fuseworkforce.com](https://fuseworkforce.com)



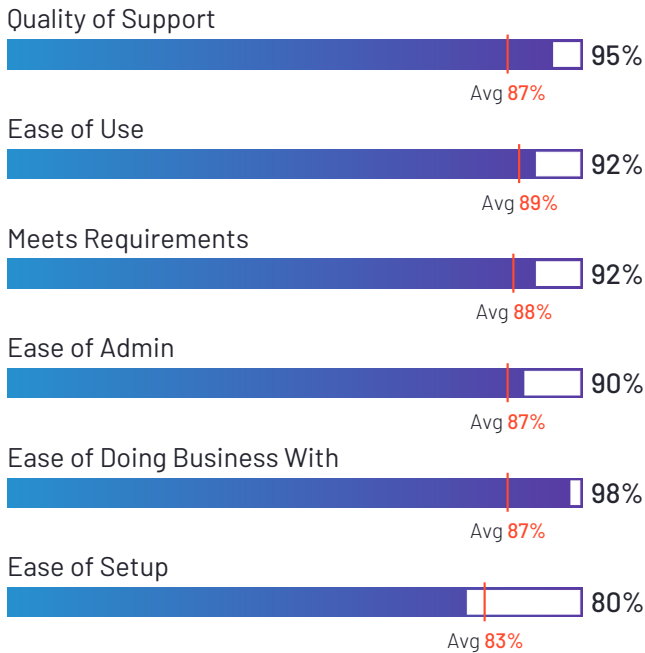
## Netchex

4.6 ★★★★★ (67)



Netchex has been named a High Performer product based on having high customer Satisfaction scores and a low Market Presence compared to the rest of the category. 100% of users rated it 4 or 5 stars, 85% of users believe it is headed in the right direction, and users said they would be likely to recommend Netchex at a rate of 96%. Netchex is also in the Core HR, Benefits Administration, Employee Scheduling, Time & Attendance, Workforce Management, and HR Compliance categories.

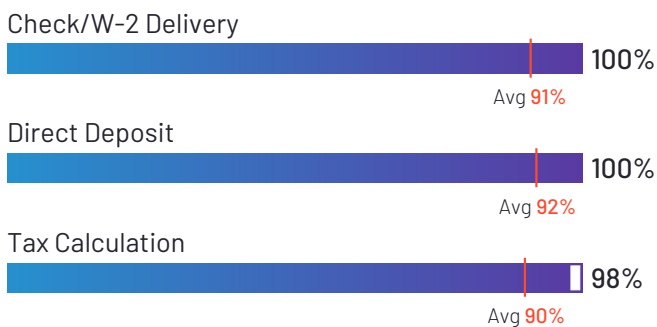
### Satisfaction Ratings



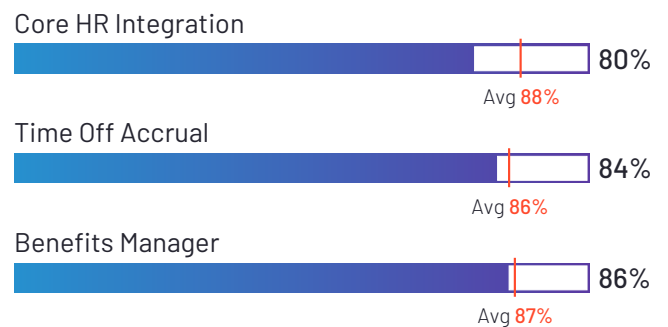
### Top Industries Represented



### Highest-Rated Features



### Lowest-Rated Features



**Ownership**  
Netchex



**HQ Location**  
Covington, LA



**Year Founded**  
2003



**Employees (Listed On LinkedIn)**  
264



**Company Website**  
[netchexonline.com](https://netchexonline.com)





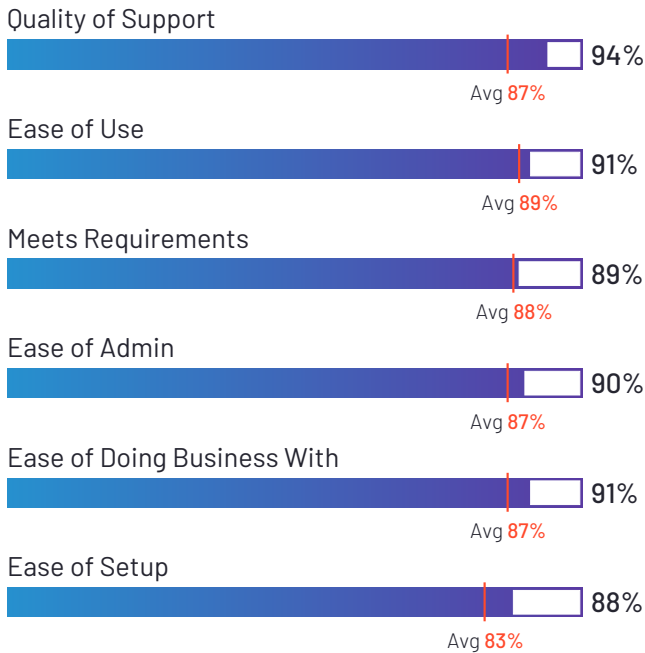
# 247HRM

4.4 ★★★★★ (165)




247HRM has been named a High Performer product based on having high customer Satisfaction scores and a low Market Presence compared to the rest of the category. 97% of users rated it 4 or 5 stars, 91% of users believe it is headed in the right direction, and users said they would be likely to recommend 247HRM at a rate of 88%. 247HRM is also in the Expense Management, Core HR, Performance Management, Absence Management, and Time Tracking categories.

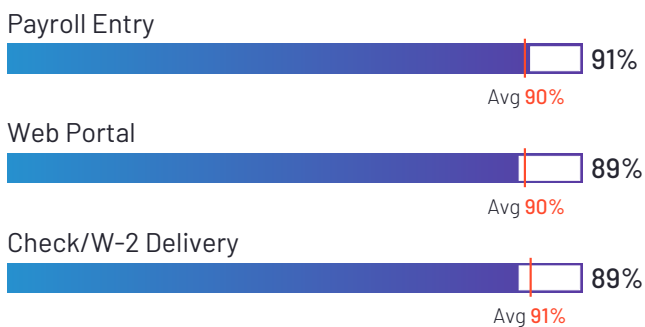
## Satisfaction Ratings



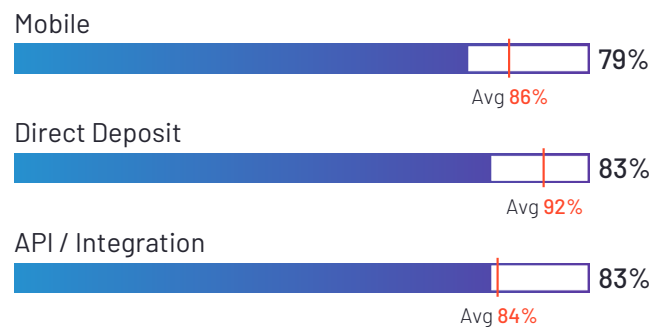
## Top Industries Represented



## Highest-Rated Features



## Lowest-Rated Features



Ownership  
247HRM



HQ Location  
Hyderabad, Telangana



Year Founded  
2000



Employees (Listed On LinkedIn)  
10



Company Website  
[www.247hrm.com](http://www.247hrm.com)



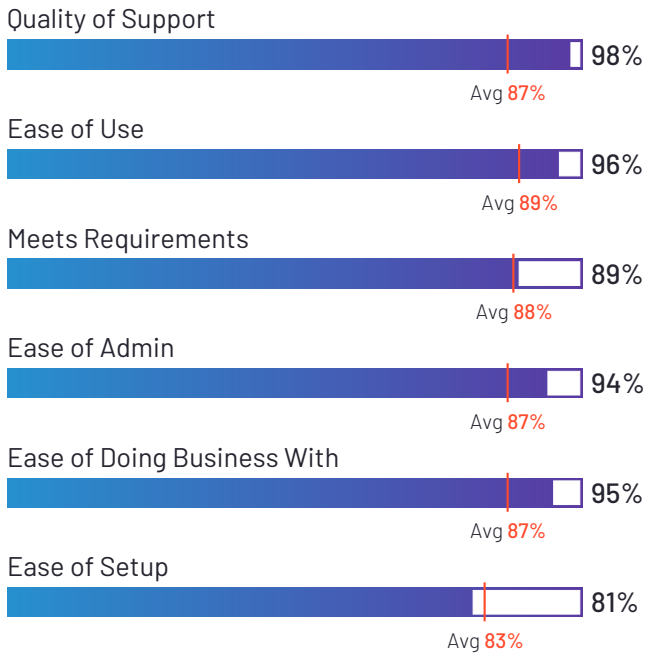
# Pento

4.9 ★★★★★ (17)



Pento has been named a High Performer product based on having high customer Satisfaction scores and a low Market Presence compared to the rest of the category. 100% of users rated it 4 or 5 stars, 100% of users believe it is headed in the right direction, and users said they would be likely to recommend Pento at a rate of 96%.

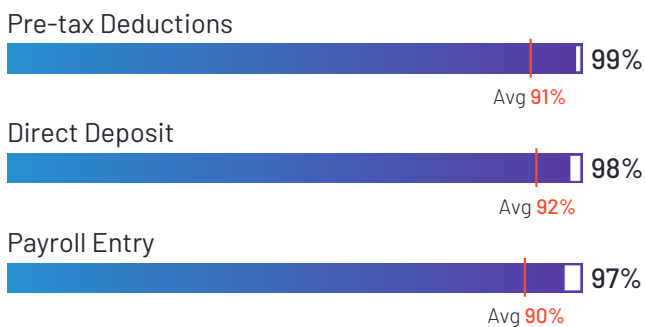
## Satisfaction Ratings



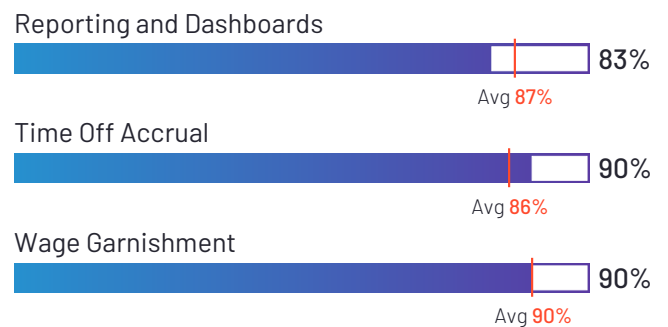
## Top Industries Represented



## Highest-Rated Features



## Lowest-Rated Features



**Ownership**  
Pento



**Year Founded**  
2016



**Employees (Listed On LinkedIn)**  
66



**Company Website**  
[www.pento.io](http://www.pento.io)



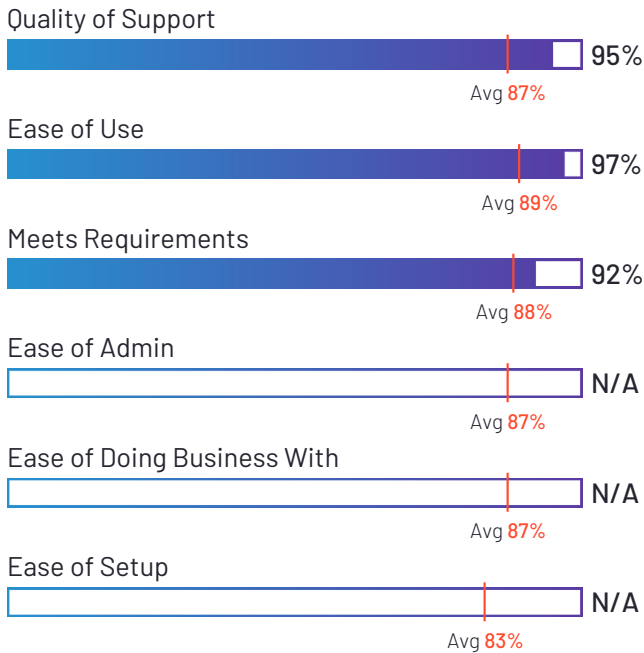
# Paybooks

4.5 ★★★★★ (23)



Paybooks has been named a High Performer product based on having high customer Satisfaction scores and a low Market Presence compared to the rest of the category. 93% of users rated it 4 or 5 stars, 91% of users believe it is headed in the right direction, and users said they would be likely to recommend Paybooks at a rate of 90%.

## Satisfaction Ratings

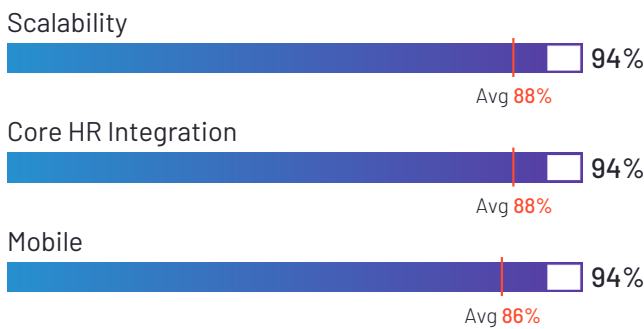


\*N/A is displayed when fewer than five responses were received for the question.

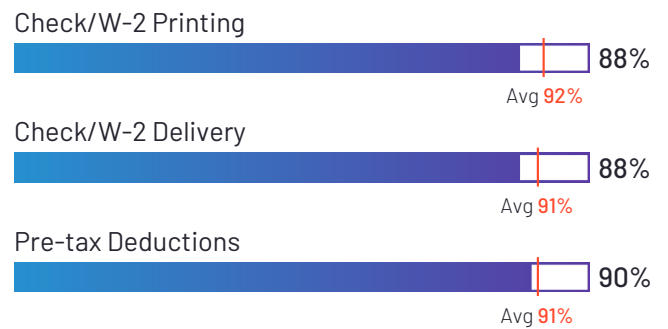
## Top Industries Represented



## Highest-Rated Features



## Lowest-Rated Features



Ownership  
Paybooks



HQ Location  
Bengaluru, Karnataka



Year Founded  
2012



Employees (Listed  
On LinkedIn)  
81



Company Website  
[paybooks.in](https://paybooks.in)



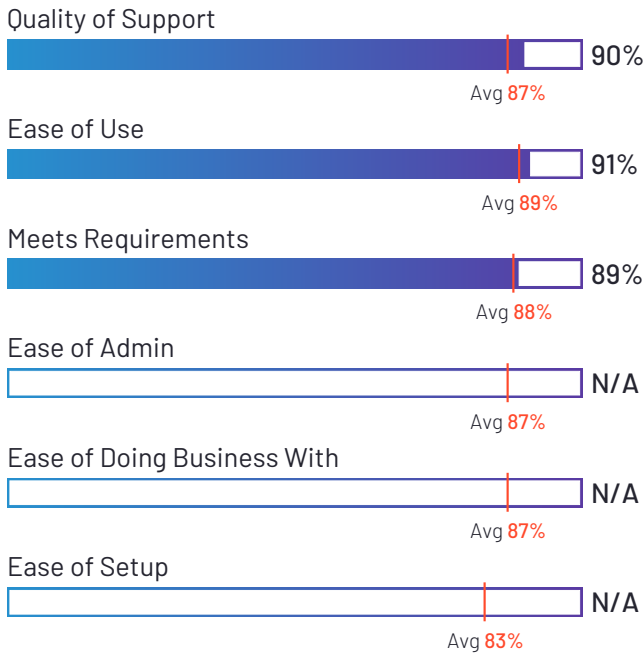
# PDS Vista

4.3 ★★★★★ (22)



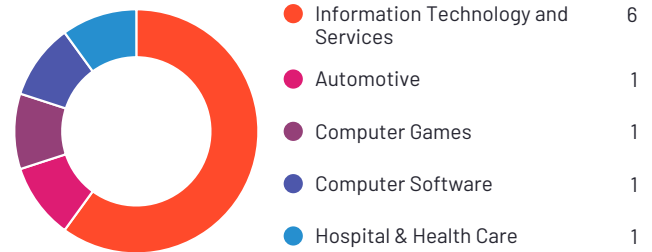
PDS Vista has been named a High Performer product based on having high customer Satisfaction scores and a low Market Presence compared to the rest of the category. 92% of users rated it 4 or 5 stars, 100% of users believe it is headed in the right direction, and users said they would be likely to recommend Vista at a rate of 88%. Vista is also in the Human Resource Management Systems, Core HR, Benefits Administration, Workforce Management, and Applicant Tracking Systems (ATS) categories.

## Satisfaction Ratings




\*N/A is displayed when fewer than five responses were received for the question.

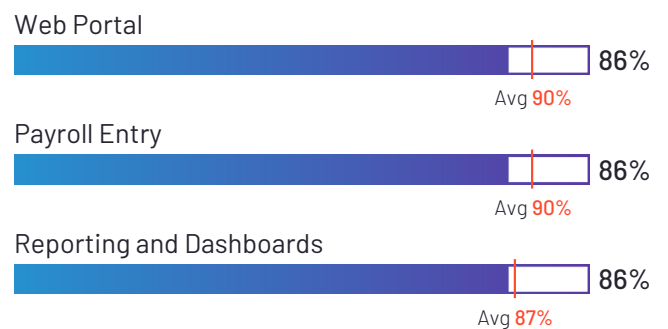
## Top Industries Represented



## Highest-Rated Features



## Lowest-Rated Features



**Ownership**  
Personnel Data Systems Inc.



**HQ Location**  
Blue Bell, PA



**Year Founded**  
1974



**Employees (Listed On LinkedIn)**  
59



**Company Website**  
[pdssoftware.com](https://pdssoftware.com)



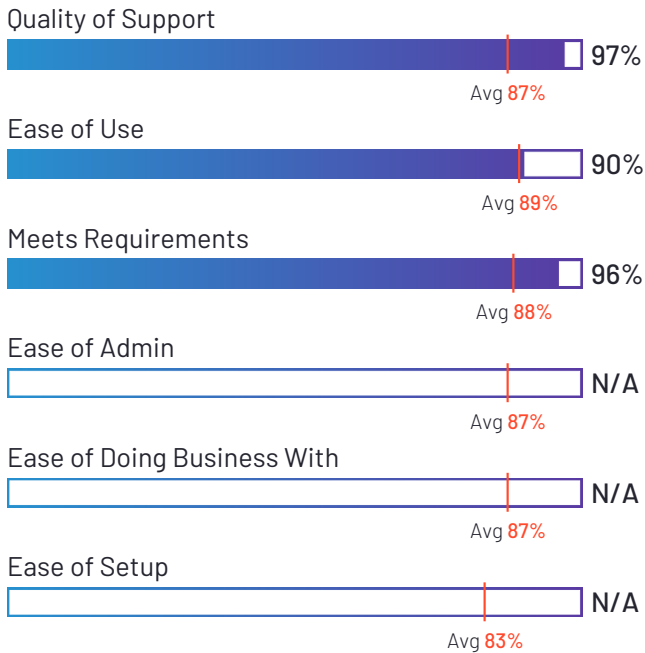
## ZenHR

4.6 ★★★★★ (44)



ZenHR has been named a High Performer product based on having high customer Satisfaction scores and a low Market Presence compared to the rest of the category. 100% of users rated it 4 or 5 stars, 90% of users believe it is headed in the right direction, and users said they would be likely to recommend ZenHR at a rate of 97%. ZenHR is also in the Core HR, Absence Management, Time Tracking, Time & Attendance, Onboarding, Performance Management, Applicant Tracking Systems(ATS), Video Interviewing, and Interview Scheduling categories.

### Satisfaction Ratings

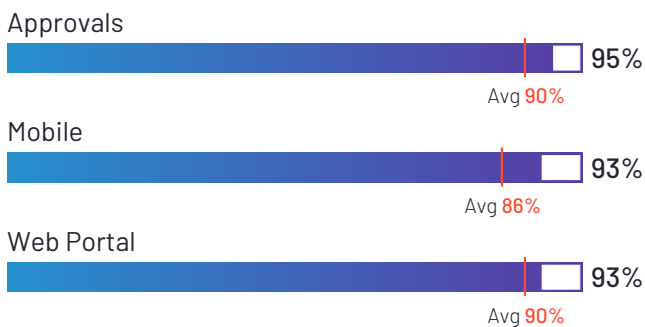


\*N/A is displayed when fewer than five responses were received for the question.

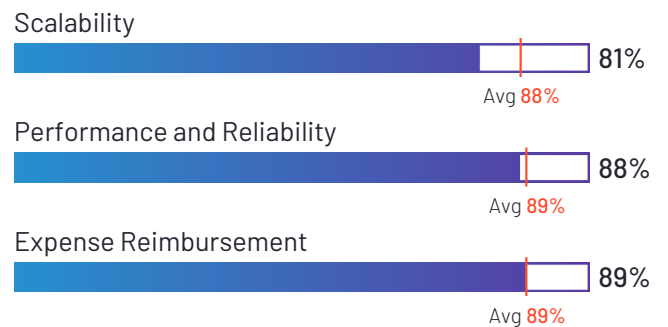
### Top Industries Represented



### Highest-Rated Features



### Lowest-Rated Features



**Ownership**  
ZenHR Solutions



**Year Founded**  
2017



**Employees (Listed On LinkedIn)**  
150



**Company Website**  
[www.zenhr.com](http://www.zenhr.com)



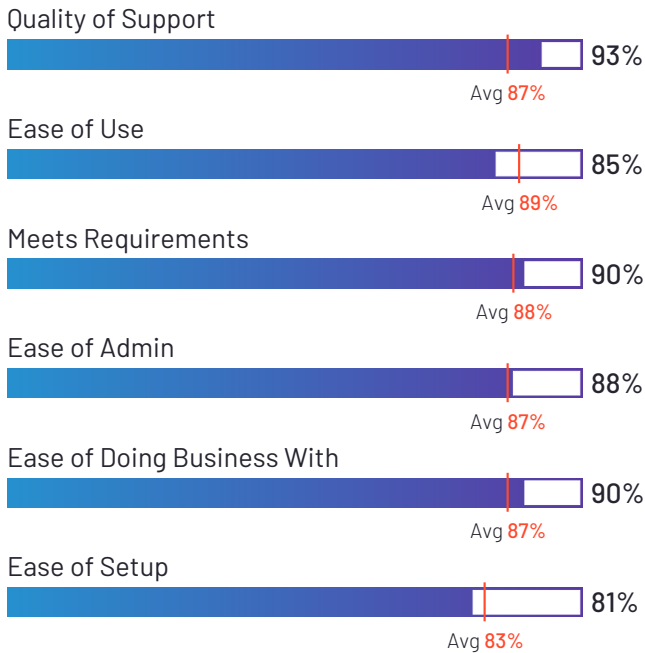
# OnePoint HCM

4.3 ★★★★★ (62)



OnePoint HCM has been named a High Performer product based on having high customer Satisfaction scores and a low Market Presence compared to the rest of the category. 90% of users rated it 4 or 5 stars, 89% of users believe it is headed in the right direction, and users said they would be likely to recommend OnePoint HCM at a rate of 86%. OnePoint HCM is also in the Applicant Tracking Systems (ATS), Workforce Management, and Core HR categories.

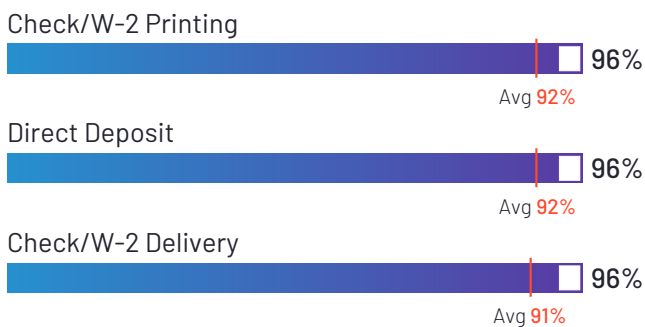
## Satisfaction Ratings



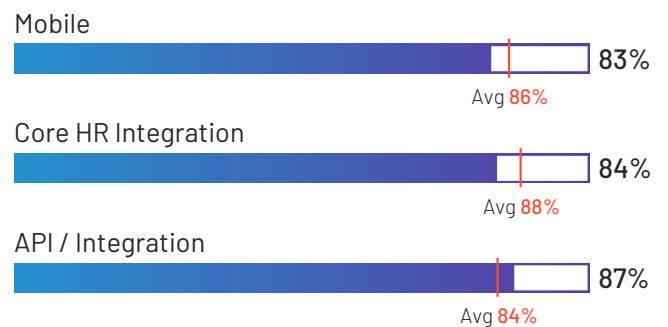
## Top Industries Represented



## Highest-Rated Features



## Lowest-Rated Features



**Ownership**  
Onepoint Human Capital Management



**HQ Location**  
Selma, CA



**Year Founded**  
2008



**Employees (Listed On LinkedIn)**  
31



**Company Website**  
[onepointhcm.com](https://onepointhcm.com)



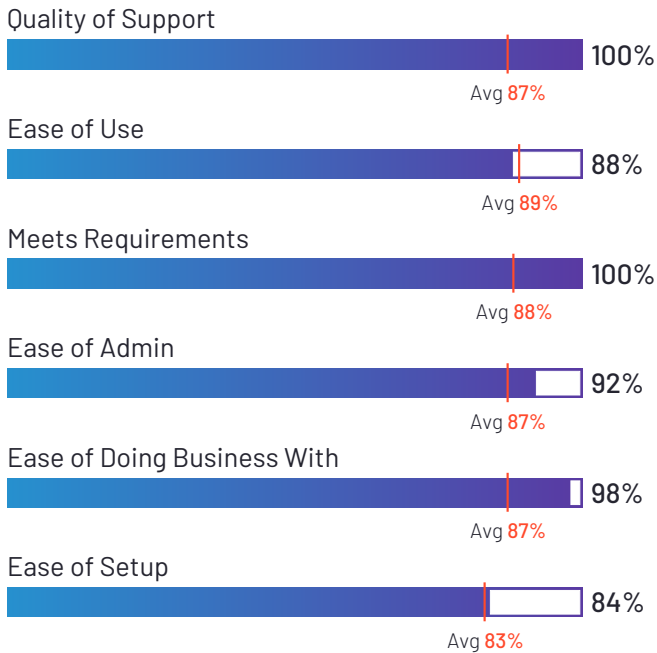
# Workzoom

4.5 ★★★★★ (25)




Workzoom has been named a High Performer product based on having high customer Satisfaction scores and a low Market Presence compared to the rest of the category. 100% of users rated it 4 or 5 stars, 100% of users believe it is headed in the right direction, and users said they would be likely to recommend Workzoom at a rate of 97%. Workzoom is also in the Benefits Support, Candidate Relationship Management, Time & Attendance, Recruiting Automation, Employee Scheduling, Onboarding, Benefits Administration, Corporate Learning Management Systems, Time Tracking, Core HR, Workforce Management, Performance Management, and Human Resource Management Systems categories.

## Satisfaction Ratings



## Top Industries Represented



**Ownership**  
Workzoom



**HQ Location**  
Toronto, Ontario



**Year Founded**  
2000



**Employees (Listed On LinkedIn)**  
21



**Company Website**  
[workzoom.com](http://workzoom.com)

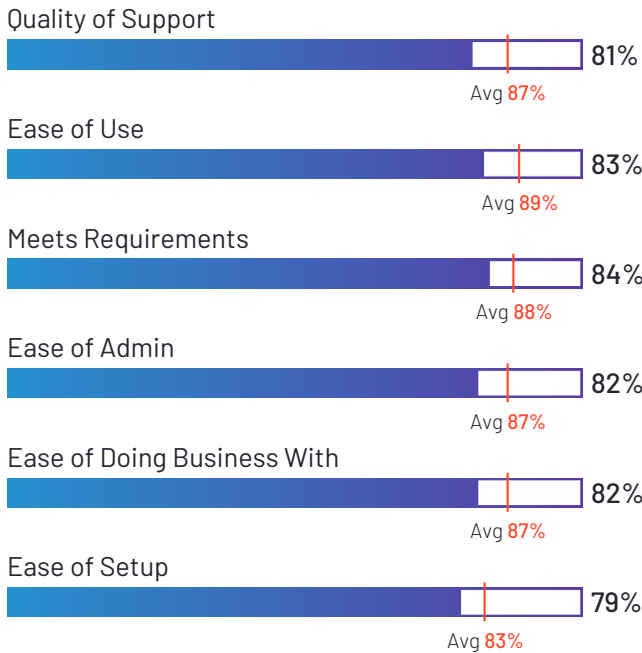


## Paychex Flex

4.2 ★★★★★ (1,456)

Paychex Flex has been named a Contender product based on having a relatively low customer Satisfaction score and large Market Presence compared to the rest of the category. While they may have positive reviews, they do not have enough reviews to validate those ratings. 79% of users rated it 4 or 5 stars, 72% of users believe it is headed in the right direction, and users said they would be likely to recommend Paychex Flex at a rate of 77%. Paychex Flex is also in the PEO Providers, HR Analytics, Onboarding, Applicant Tracking Systems (ATS), Benefits Administration, Corporate Learning Management Systems, Time Tracking, Expense Management, Core HR, Workforce Management, Performance Management, Human Resource Management Systems, Candidate Relationship Management, Background Check, and Time & Attendance categories.

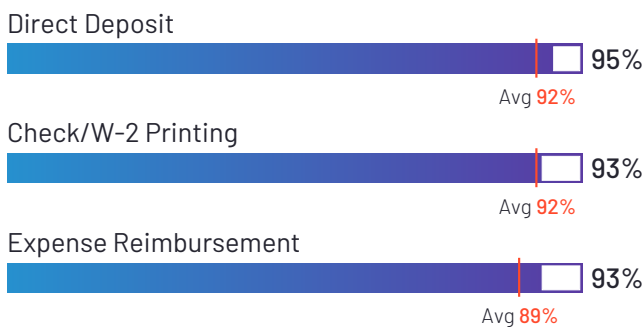
### Satisfaction Ratings



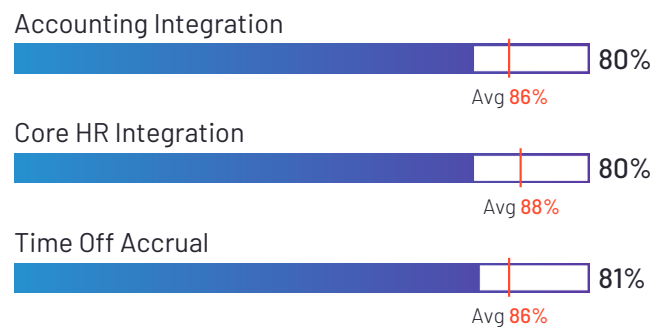
### Top Industries Represented



### Highest-Rated Features



### Lowest-Rated Features



**Ownership**  
Paychex Inc



**HQ Location**  
Rochester, NY



**Year Founded**  
1971



**Employees (Listed On LinkedIn)**  
16,057



**Company Website**  
[paychex.com](https://paychex.com)



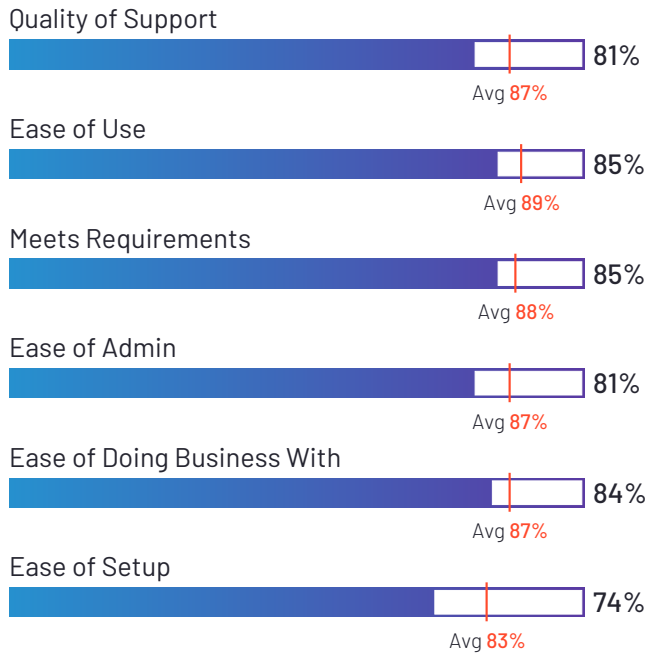


## UKG Pro

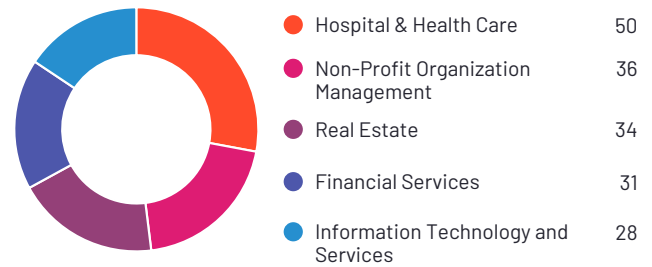
4.2 ★★★★★ (1,447)

UKG Pro has been named a Contender product based on having a relatively low customer Satisfaction score and large Market Presence compared to the rest of the category. While they may have positive reviews, they do not have enough reviews to validate those ratings. 87% of users rated it 4 or 5 stars, 86% of users believe it is headed in the right direction, and users said they would be likely to recommend UKG Pro at a rate of 84%. UKG Pro is also in the Succession Planning, Corporate Learning Management Systems, Onboarding, Applicant Tracking Systems (ATS), Compensation Management, Time Tracking, Core HR, Workforce Management, Performance Management, Human Resource Management Systems, and Healthcare HR categories.

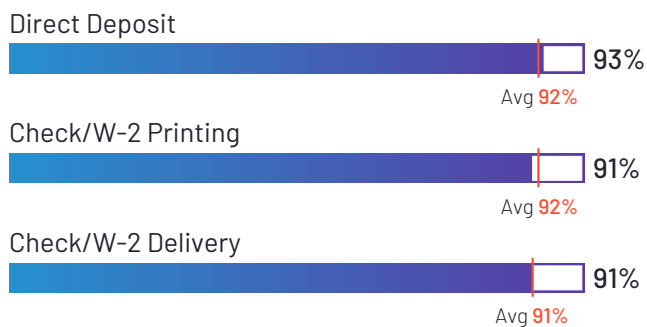
### Satisfaction Ratings



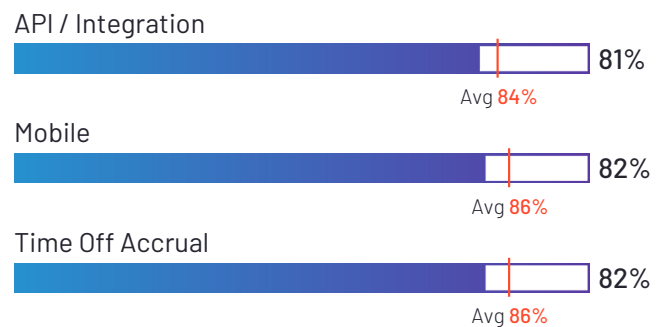
### Top Industries Represented



### Highest-Rated Features



### Lowest-Rated Features



**Ownership**  
UKG



**HQ Location**  
Weston, FL



**Year Founded**  
1977



**Employees (Listed On LinkedIn)**  
12,648



**Company Website**  
[www.ukg.com](http://www.ukg.com)

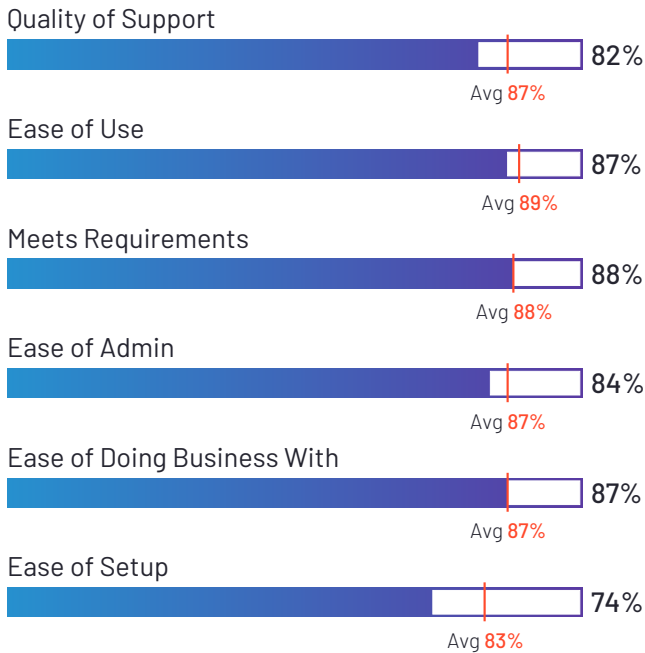


# Ceridian Dayforce

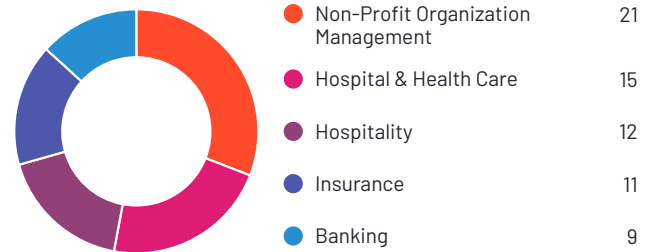
4.2 ★★★★★ (647)

Ceridian Dayforce has been named a Contender product based on having a relatively low customer Satisfaction score and large Market Presence compared to the rest of the category. While they may have positive reviews, they do not have enough reviews to validate those ratings. 90% of users rated it 4 or 5 stars, 87% of users believe it is headed in the right direction, and users said they would be likely to recommend Ceridian Dayforce at a rate of 84%. Ceridian Dayforce is also in the Time & Attendance, Training Management Systems, Employee Scheduling, Onboarding, Benefits Administration, Time Tracking, Core HR, Workforce Management, Human Resource Management Systems, Performance Management, Employee Engagement, Compensation Management, HR Compliance, Applicant Tracking Systems (ATS), Multi-Country Payroll, and Talent Intelligence categories.

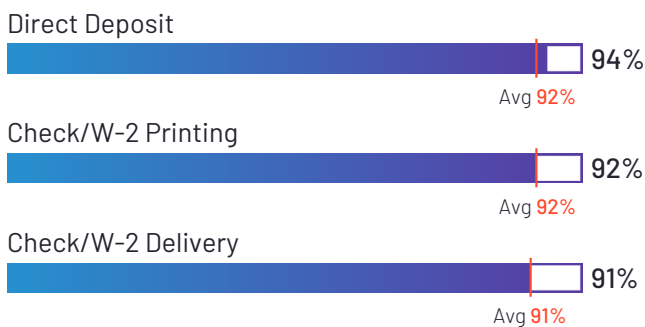
## Satisfaction Ratings



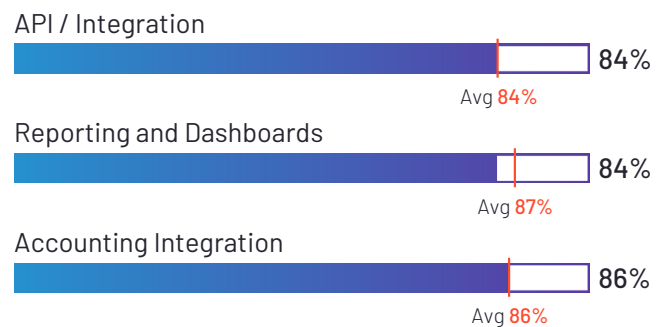
## Top Industries Represented



## Highest-Rated Features



## Lowest-Rated Features



**Ownership**  
Ceridian



**HQ Location**  
Minneapolis, MN



**Year Founded**  
2012



**Employees (Listed On LinkedIn)**  
8,610



**Company Website**  
[ceridian.com](https://ceridian.com)

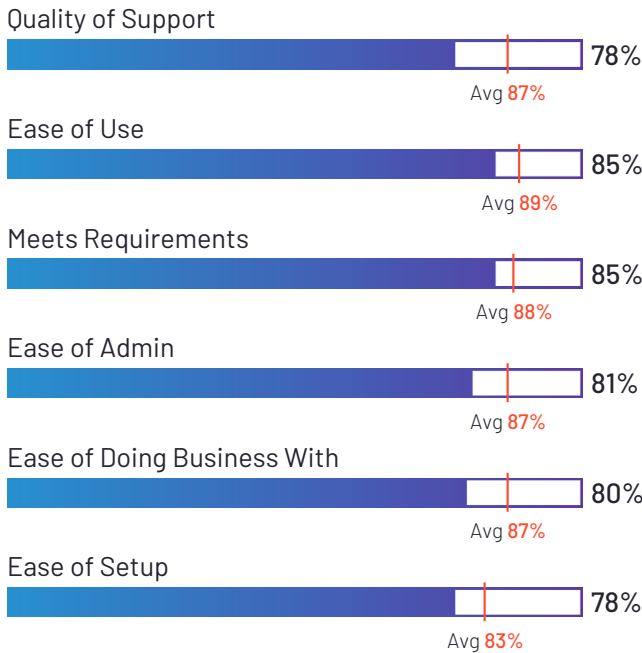


## Paycor

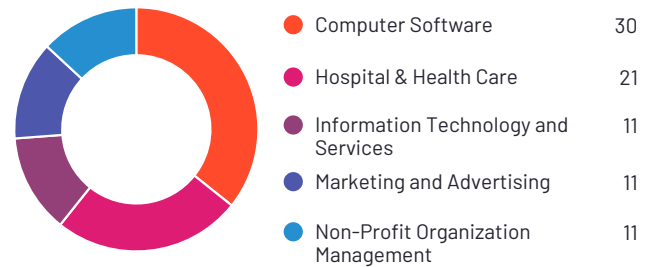
4.0 ★★★★★ (654)

Paycor has been named a Contender product based on having a relatively low customer Satisfaction score and large Market Presence compared to the rest of the category. While they may have positive reviews, they do not have enough reviews to validate those ratings. 83% of users rated it 4 or 5 stars, 81% of users believe it is headed in the right direction, and users said they would be likely to recommend Paycor at a rate of 79%. Paycor is also in the Time & Attendance, Onboarding, Recruitment Marketing, Benefits Administration, Core HR, Workforce Management, Applicant Tracking Systems (ATS), Corporate Learning Management Systems, Healthcare HR, and Recruitment Platforms categories.

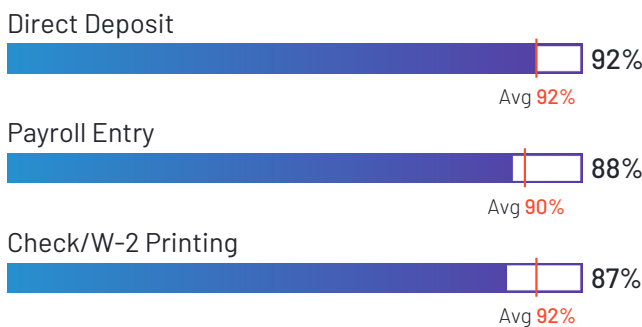
### Satisfaction Ratings



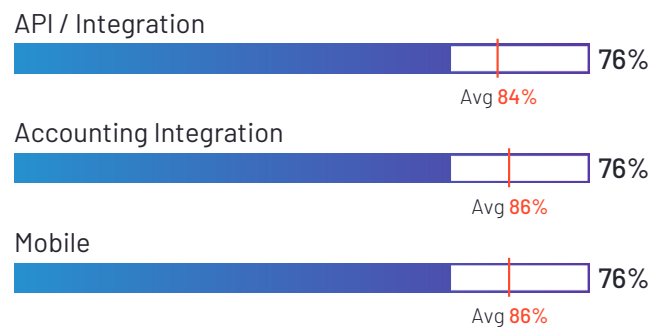
### Top Industries Represented



### Highest-Rated Features



### Lowest-Rated Features



**Ownership**  
Paycor



**HQ Location**  
Cincinnati, OH



**Year Founded**  
1990



**Employees (Listed On LinkedIn)**  
2,635



**Company Website**  
[www.paycor.com](http://www.paycor.com)

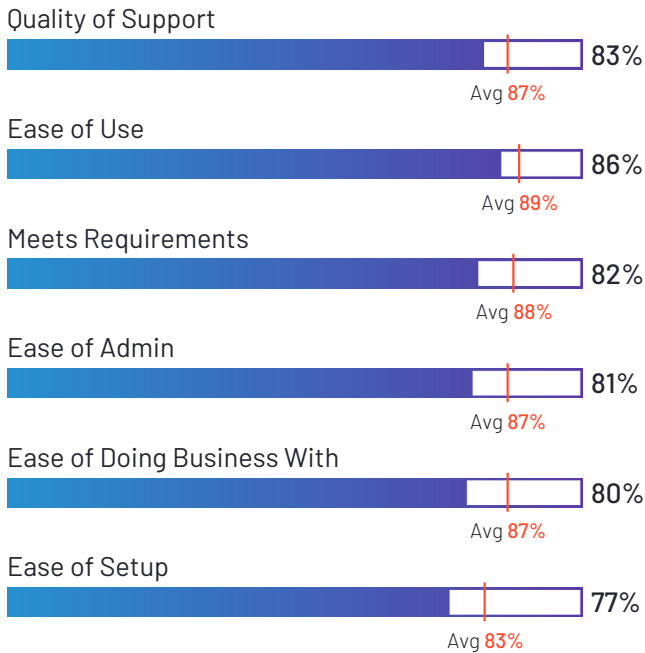


# RUN Powered by ADP

4.5 ★★★★★ (1,149)

RUN Powered by ADP has been named a Contender product based on having a relatively low customer Satisfaction score and large Market Presence compared to the rest of the category. While they may have positive reviews, they do not have enough reviews to validate those ratings. 78% of users rated it 4 or 5 stars, 75% of users believe it is headed in the right direction, and users said they would be likely to recommend RUN Powered by ADP at a rate of 80%. RUN Powered by ADP is also in the Core HR, Onboarding, Background Check, HR Service Delivery, Harassment Prevention Training, Job Description Management, Employee Engagement, and Time & Attendance categories.

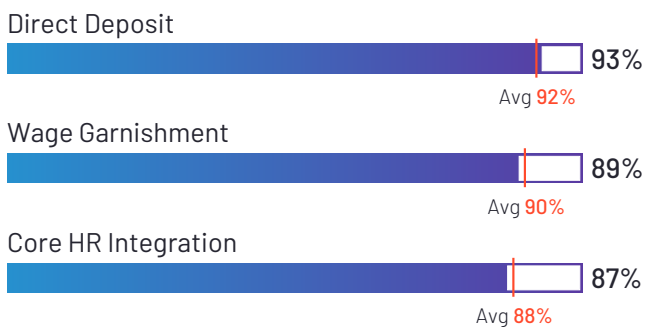
## Satisfaction Ratings



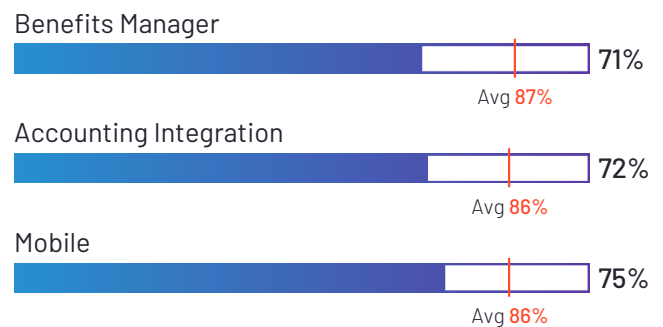
## Top Industries Represented



## Highest-Rated Features



## Lowest-Rated Features



**Ownership**  
ADP



**HQ Location**  
Roseland, New Jersey



**Year Founded**  
1949



**Employees (Listed On LinkedIn)**  
68,431



**Company Website**  
[adp.com](https://adp.com)

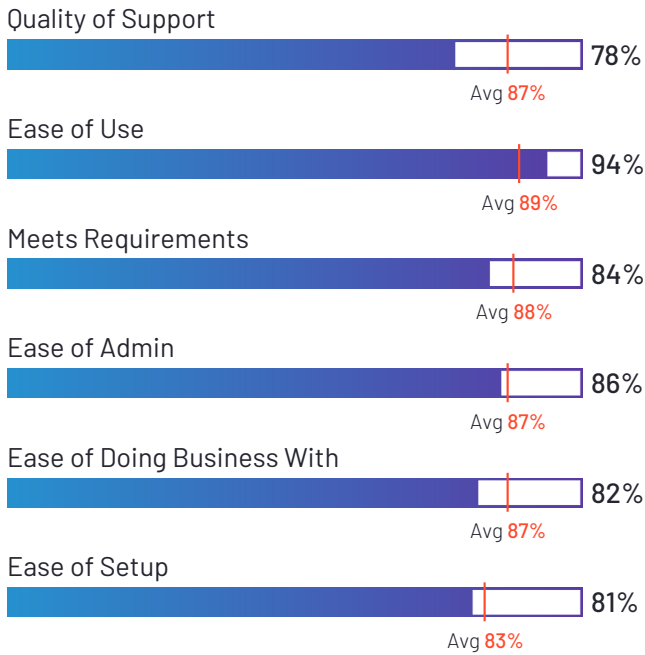


# toasttab.com

4.3 ★★★★★ (265)

toasttab.com has been named a Contender product based on having a relatively low customer Satisfaction score and large Market Presence compared to the rest of the category. While they may have positive reviews, they do not have enough reviews to validate those ratings. 90% of users rated it 4 or 5 stars, 80% of users believe it is headed in the right direction, and users said they would be likely to recommend toasttab.com at a rate of 86%. toasttab.com is also in the Restaurant POS, Applicant Tracking Systems (ATS), Restaurant Management, Core HR, Workforce Management, and Human Resource Management Systems categories.

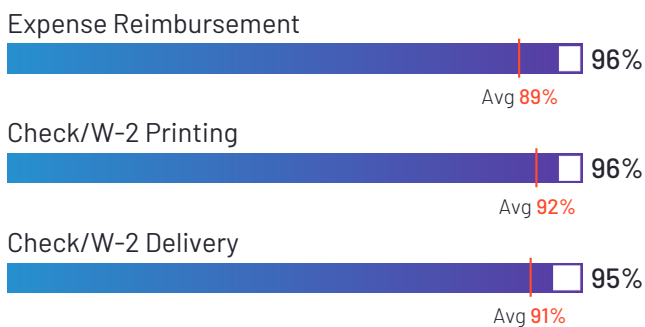
## Satisfaction Ratings



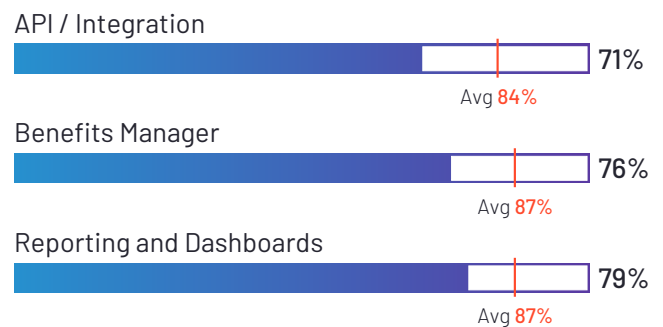
## Top Industries Represented



## Highest-Rated Features



## Lowest-Rated Features



**Ownership**  
Toast



**HQ Location**  
Boston, MA



**Year Founded**  
2011



**Employees (Listed On LinkedIn)**  
4,907



**Company Website**  
[pos.toasttab.com](https://pos.toasttab.com)

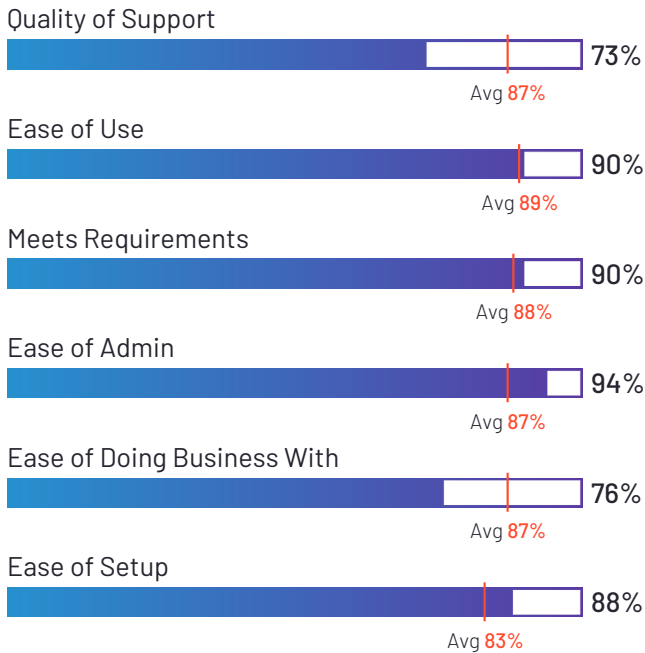


# Sage HRMS

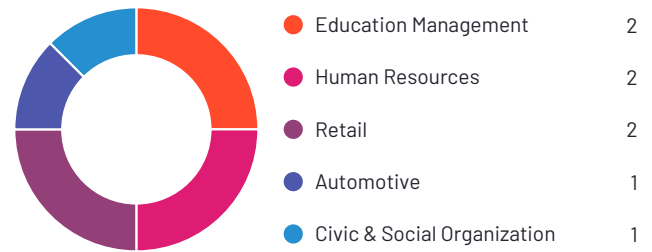
3.3 ★★★★★ (30)

Sage HRMS has been named a Contender product based on having a relatively low customer Satisfaction score and large Market Presence compared to the rest of the category. While they may have positive reviews, they do not have enough reviews to validate those ratings. 62% of users rated it 4 or 5 stars, 58% of users believe it is headed in the right direction, and users said they would be likely to recommend Sage HRMS at a rate of 74%. Sage HRMS is also in the Benefits Administration, Workforce Management, Core HR, and Applicant Tracking Systems (ATS) categories.


## Satisfaction Ratings



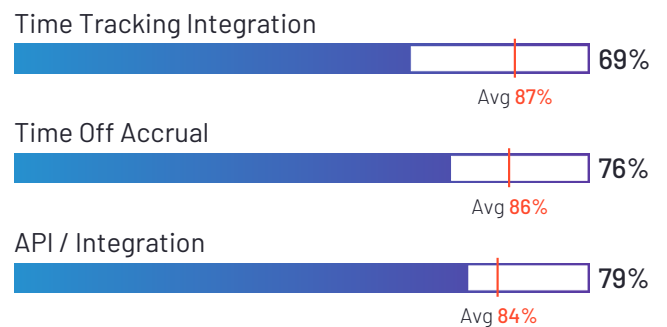
## Top Industries Represented



## Highest-Rated Features



## Lowest-Rated Features



**Ownership**  
Sage Software



**HQ Location**  
Newcastle



**Year Founded**  
1981



**Employees (Listed On LinkedIn)**  
14,268



**Company Website**  
[www.sage.com](http://www.sage.com)

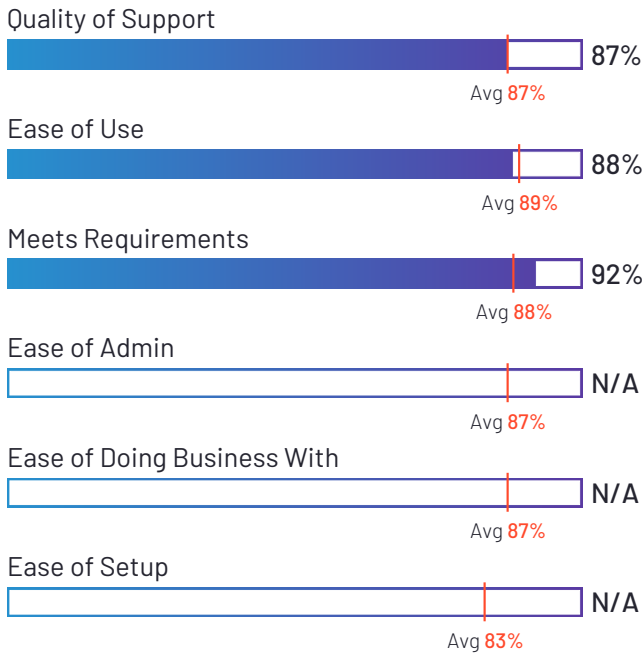


# QuickBooks Payroll

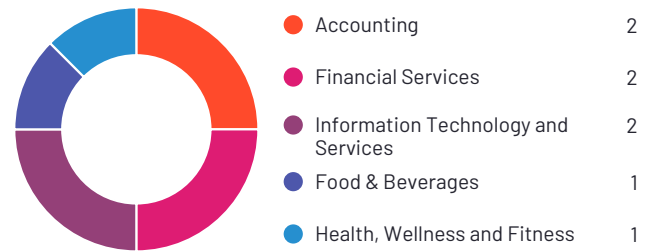
3.8 ★★★★★ (60)

QuickBooks Payroll has been named a Contender product based on having a relatively low customer Satisfaction score and large Market Presence compared to the rest of the category. While they may have positive reviews, they do not have enough reviews to validate those ratings. 83% of users rated it 4 or 5 stars, 100% of users believe it is headed in the right direction, and users said they would be likely to recommend QuickBooks Payroll at a rate of 88%.

## Satisfaction Ratings

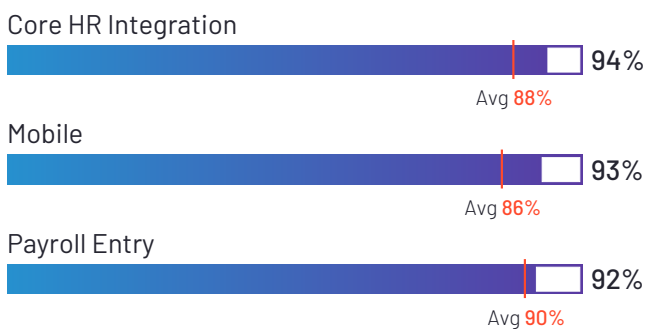


## Top Industries Represented

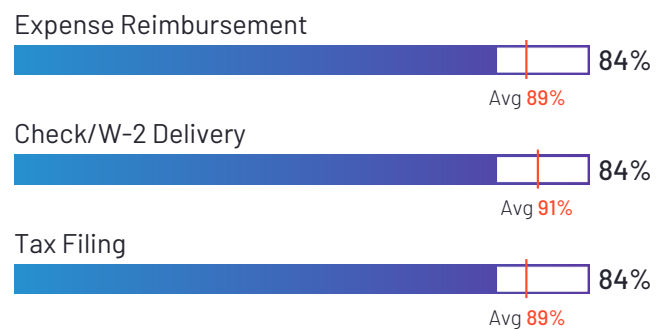


\*N/A is displayed when fewer than five responses were received for the question.

## Highest-Rated Features



## Lowest-Rated Features



**Ownership**  
Intuit



**HQ Location**  
Mountain View,  
California



**Year Founded**  
1983



**Employees (Listed On LinkedIn)**  
15,574



**Company Website**  
[www.intuit.com](http://www.intuit.com)

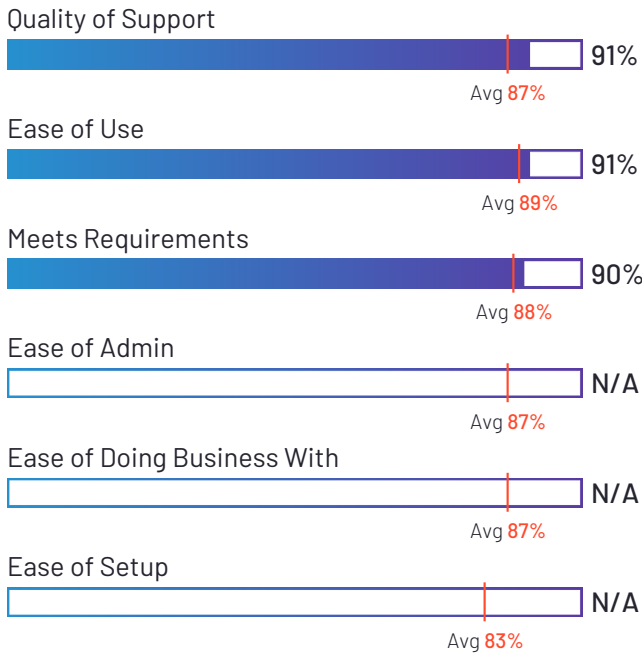
# SAP SuccessFactors Core HR and Payroll

SAP SuccessFactors

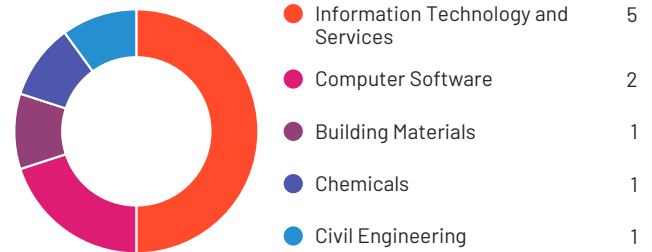
4.3 (104)

SAP SuccessFactors Core HR and Payroll has been named a Contender product based on having a relatively low customer Satisfaction score and large Market Presence compared to the rest of the category. While they may have positive reviews, they do not have enough reviews to validate those ratings. 100% of users rated it 4 or 5 stars, 92% of users believe it is headed in the right direction, and users said they would be likely to recommend SAP SuccessFactors Employee Central Payroll at a rate of 89%. SAP SuccessFactors Employee Central Payroll is also in the Multi-Country Payroll category.

## Satisfaction Ratings




## Top Industries Represented

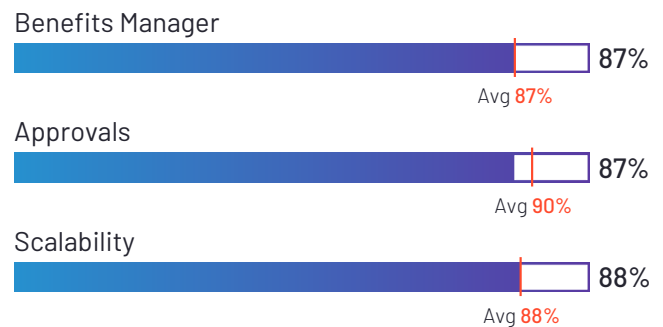


\*N/A is displayed when fewer than five responses were received for the question.

## Highest-Rated Features



## Lowest-Rated Features



Ownership  
SAP



HQ Location  
Walldorf



Year Founded  
1972



Employees (Listed  
On LinkedIn)  
104,951



Company Website  
[www.sap.com](http://www.sap.com)



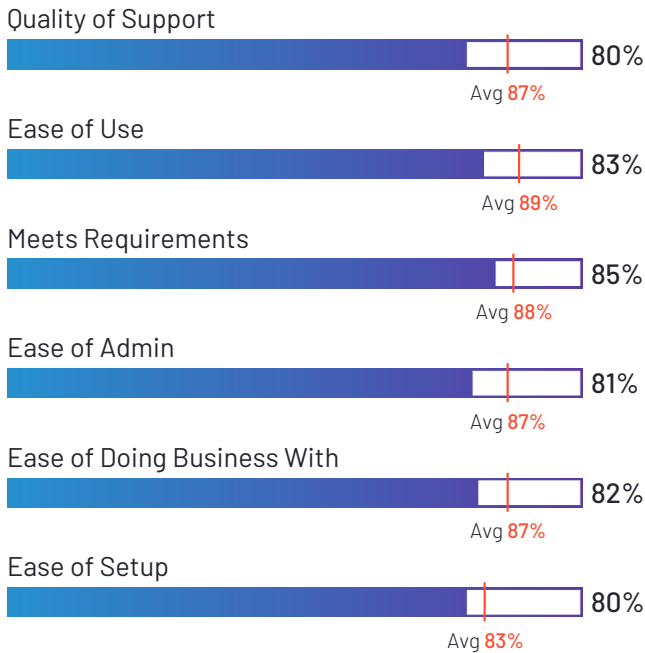


## TriNet

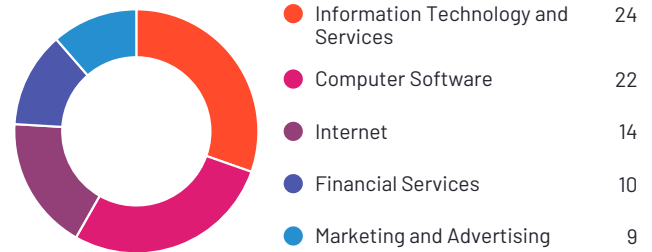
4.0 ★★★★★ (559)

TriNet has been named a Contender product based on having a relatively low customer Satisfaction score and large Market Presence compared to the rest of the category. While they may have positive reviews, they do not have enough reviews to validate those ratings. 79% of users rated it 4 or 5 stars, 75% of users believe it is headed in the right direction, and users said they would be likely to recommend TriNet at a rate of 74%. TriNet is also in the Employer of Record (EOR), PEO Providers, Time Tracking, Core HR, Performance Management, and Global Employment Platforms (GEP) categories.

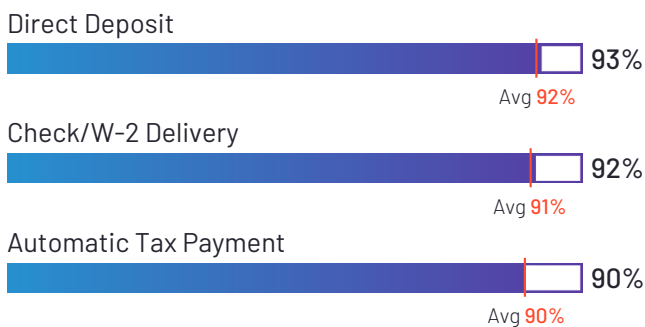
### Satisfaction Ratings



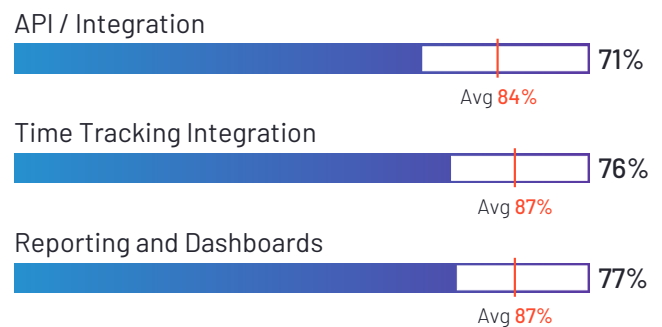
### Top Industries Represented



### Highest-Rated Features



### Lowest-Rated Features



**Ownership**  
TriNet



**HQ Location**  
Dublin, CA



**Year Founded**  
1988



**Employees (Listed On LinkedIn)**  
3,818



**Company Website**  
[www.trinet.com](http://www.trinet.com)

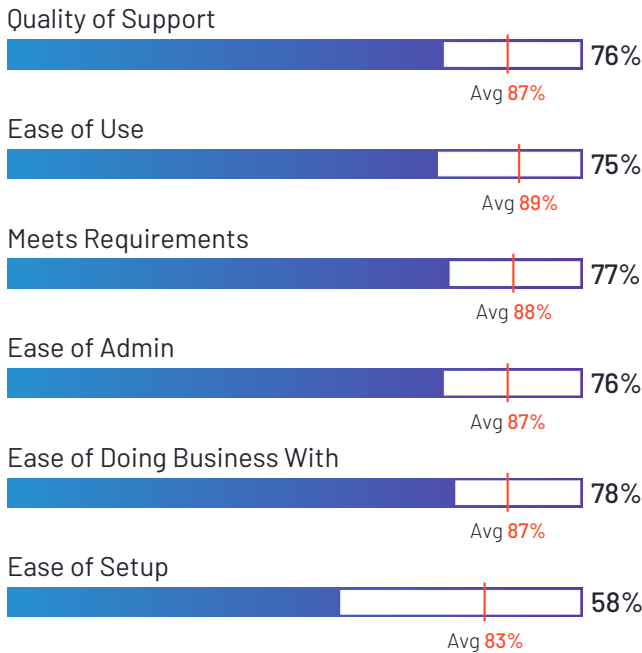


# UKG Dimensions

3.9 ★★★★★ (153)

UKG Dimensions has been named a Contender product based on having a relatively low customer Satisfaction score and large Market Presence compared to the rest of the category. While they may have positive reviews, they do not have enough reviews to validate those ratings. 81% of users rated it 4 or 5 stars, 77% of users believe it is headed in the right direction, and users said they would be likely to recommend UKG Dimensions at a rate of 75%. UKG Dimensions is also in the Time & Attendance, Employee Scheduling, Workforce Management, HR Analytics, Performance Management, Core HR, Time Tracking, Recruiting Automation, and Human Resource Management Systems categories.

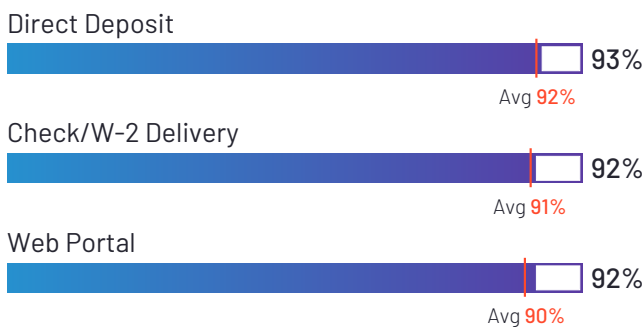
## Satisfaction Ratings



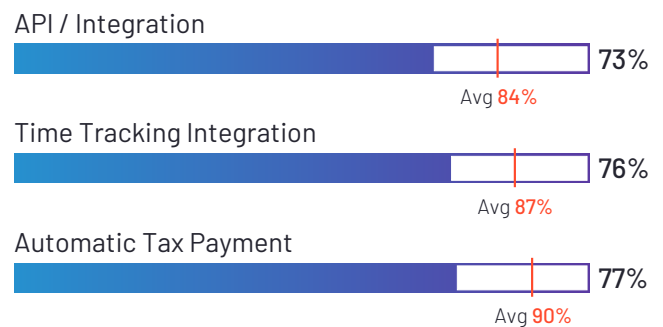
## Top Industries Represented



## Highest-Rated Features



## Lowest-Rated Features



**Ownership**  
UKG



**HQ Location**  
Weston, FL



**Year Founded**  
1977



**Employees (Listed On LinkedIn)**  
12,648



**Company Website**  
[www.ukg.com](http://www.ukg.com)

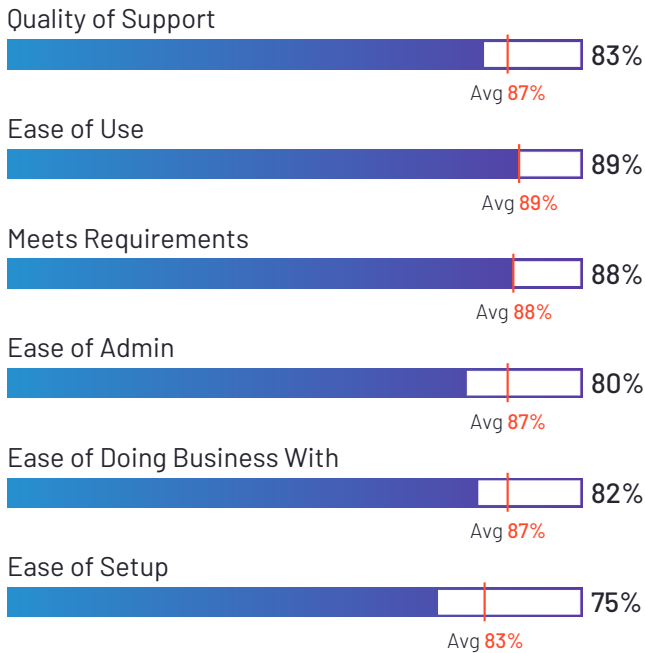


# QuickBooks Desktop Enterprise

4.2 ★★★★★ (801)

QuickBooks Desktop Enterprise has been named a Contender product based on having a relatively low customer Satisfaction score and large Market Presence compared to the rest of the category. While they may have positive reviews, they do not have enough reviews to validate those ratings. 91% of users rated it 4 or 5 stars, 77% of users believe it is headed in the right direction, and users said they would be likely to recommend QB Enterprise at a rate of 86%. QB Enterprise is also in the Accounting and ERP Systems categories.

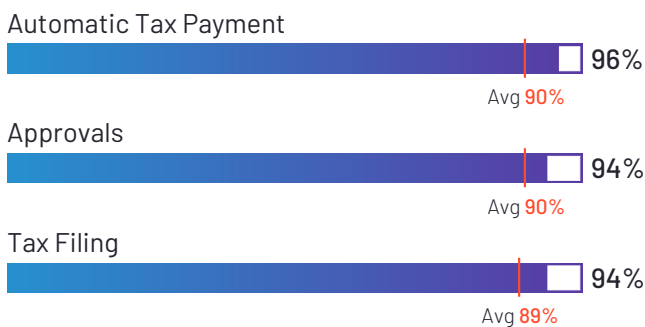
## Satisfaction Ratings



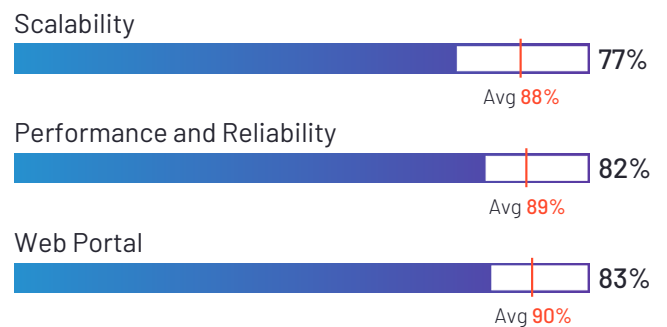
## Top Industries Represented



## Highest-Rated Features



## Lowest-Rated Features



**Ownership**  
Intuit



**HQ Location**  
Mountain View,  
California



**Year Founded**  
1983



**Employees (Listed On LinkedIn)**  
15,574



**Company Website**  
[www.intuit.com](http://www.intuit.com)

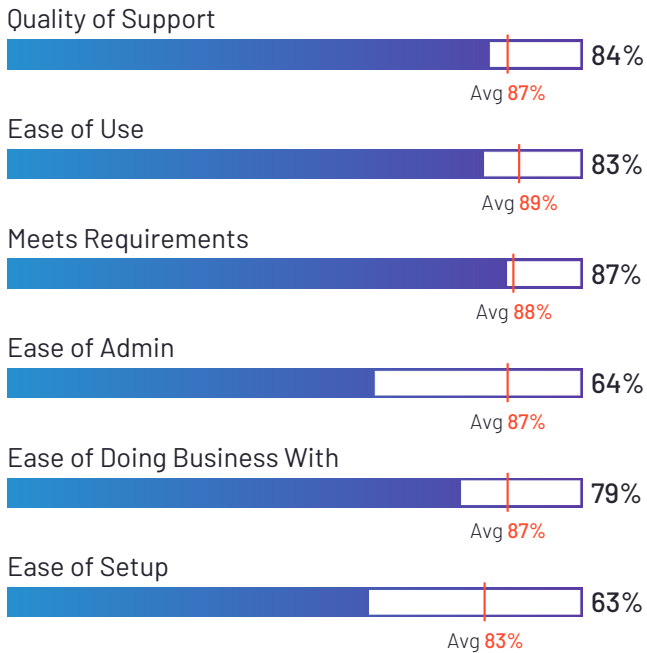


# Workday HCM

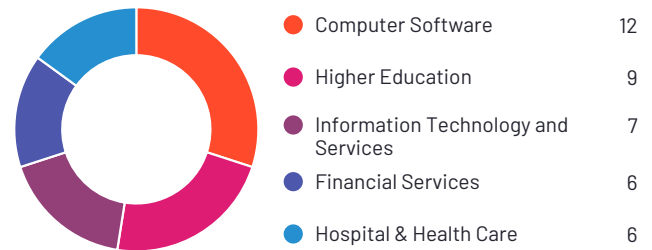
4.0 ★★★★★ (1,226)

Workday HCM has been named a Contender product based on having a relatively low customer Satisfaction score and large Market Presence compared to the rest of the category. While they may have positive reviews, they do not have enough reviews to validate those ratings. 88% of users rated it 4 or 5 stars, 81% of users believe it is headed in the right direction, and users said they would be likely to recommend Workday HCM at a rate of 79%. Workday HCM is also in the Pay Equity, Healthcare HR, Multi-Country Payroll, Career Management, Onboarding, Applicant Tracking Systems (ATS), Benefits Administration, Corporate Learning Management Systems, Time Tracking, Core HR, Performance Management, and Human Resource Management Systems categories.

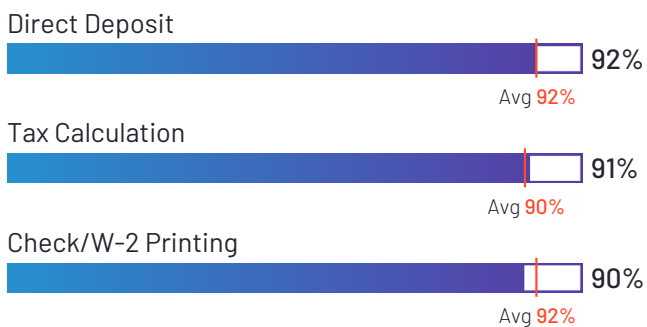
## Satisfaction Ratings



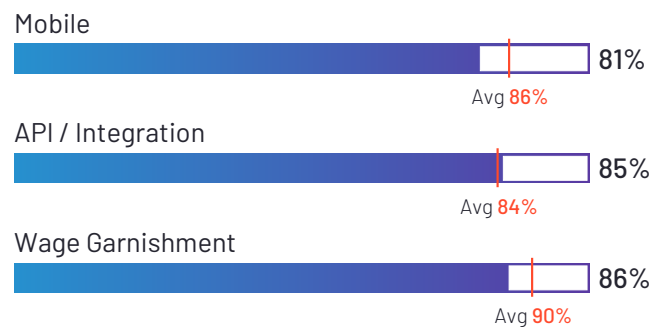
## Top Industries Represented



## Highest-Rated Features



## Lowest-Rated Features



**Ownership**  
Workday



**HQ Location**  
Pleasanton, CA



**Year Founded**  
2005



**Employees (Listed On LinkedIn)**  
17,817



**Company Website**  
[workday.com](https://www.workday.com)

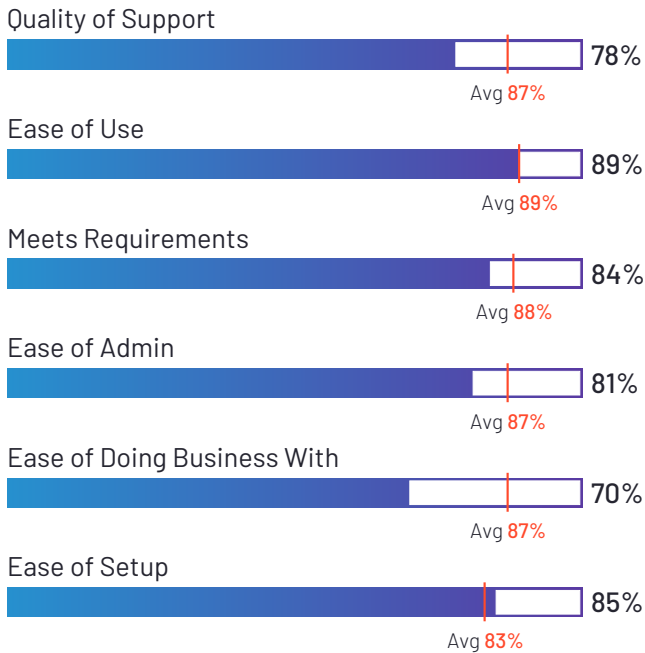


# Gusto

4.0 ★★★★★ (731)

Gusto has been named a Contender product based on having a relatively low customer Satisfaction score and large Market Presence compared to the rest of the category. While they may have positive reviews, they do not have enough reviews to validate those ratings. 82% of users rated it 4 or 5 stars, 78% of users believe it is headed in the right direction, and users said they would be likely to recommend Gusto at a rate of 81%. Gusto is also in the Benefits Administration, Core HR, and Contractor Payments categories.

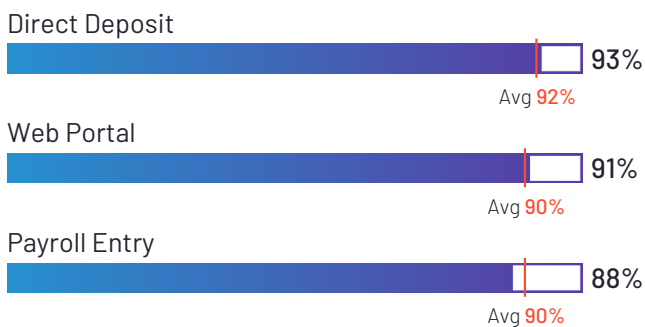
## Satisfaction Ratings



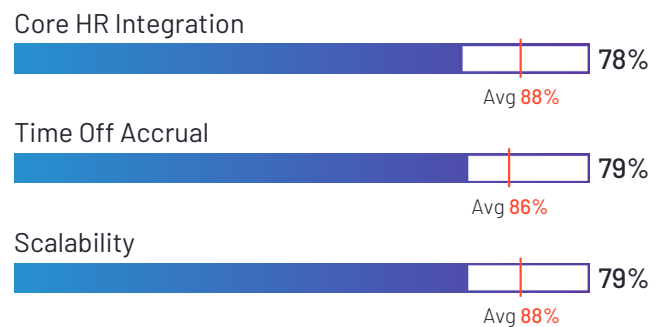
## Top Industries Represented



## Highest-Rated Features



## Lowest-Rated Features



**Ownership**  
Gusto



**HQ Location**  
San Francisco, CA



**Year Founded**  
2011



**Employees (Listed On LinkedIn)**  
2,411



**Company Website**  
[gusto.com](https://gusto.com)



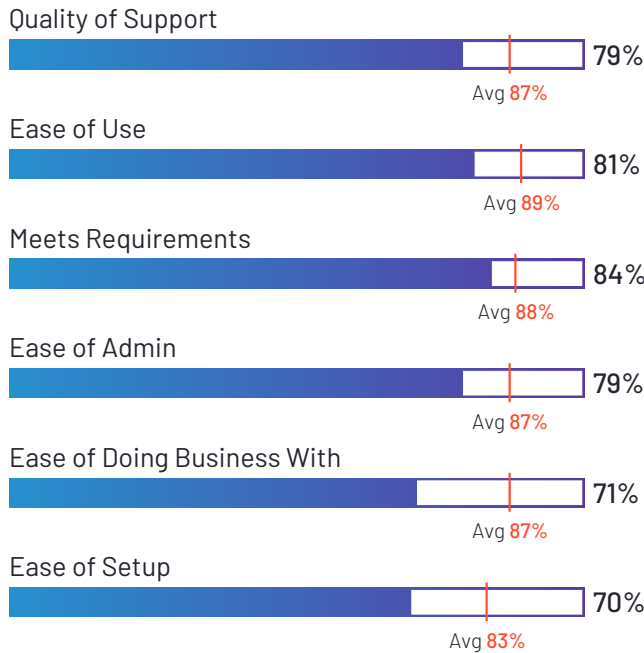
# Heartland

## Heartland Payroll

4.3 ★★★★★ (130)

Heartland Payroll has been named a Contender product based on having a relatively low customer Satisfaction score and large Market Presence compared to the rest of the category. While they may have positive reviews, they do not have enough reviews to validate those ratings. 69% of users rated it 4 or 5 stars, 58% of users believe it is headed in the right direction, and users said they would be likely to recommend Heartland Payroll at a rate of 68%.

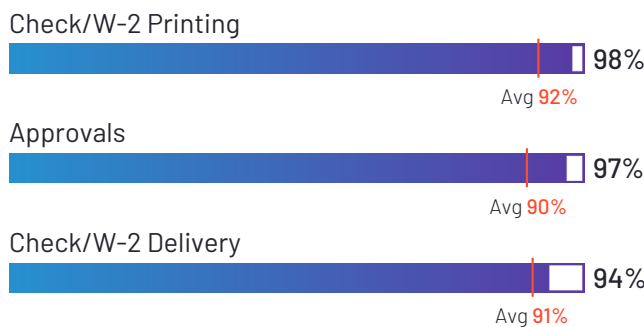
### Satisfaction Ratings



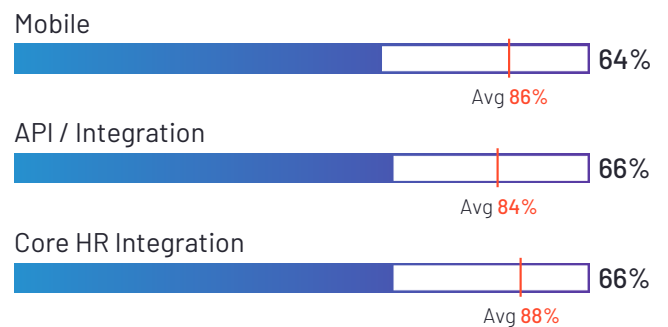
### Top Industries Represented



### Highest-Rated Features



### Lowest-Rated Features



**Ownership**  
Heartland Payment Systems



**HQ Location**  
Edmond, OK



**Year Founded**  
1997



**Employees (Listed On LinkedIn)**  
4,781



**Company Website**  
[heartland.us](http://heartland.us)

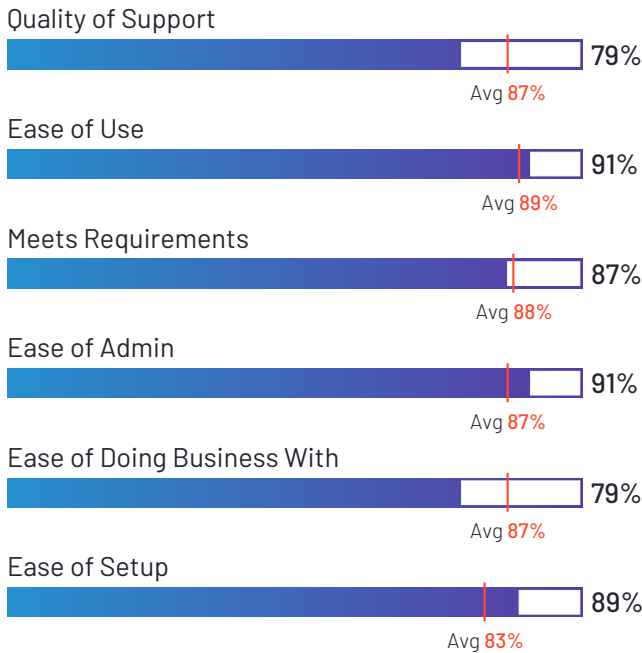


# Sage HR

4.3 ★★★★★ (57)

Sage HR has been named a Niche product based on having a relatively low Satisfaction score and low Market Presence compared to the rest of the category. While they may have positive reviews, they do not have enough reviews to validate those ratings. 79% of users rated it 4 or 5 stars, 65% of users believe it is headed in the right direction, and users said they would be likely to recommend Sage HR at a rate of 83%.

## Satisfaction Ratings



## Top Industries Represented



**Ownership**  
Sage Software



**HQ Location**  
Newcastle



**Year Founded**  
1981



**Employees (Listed On LinkedIn)**  
14,268



**Company Website**  
[www.sage.com](http://www.sage.com)

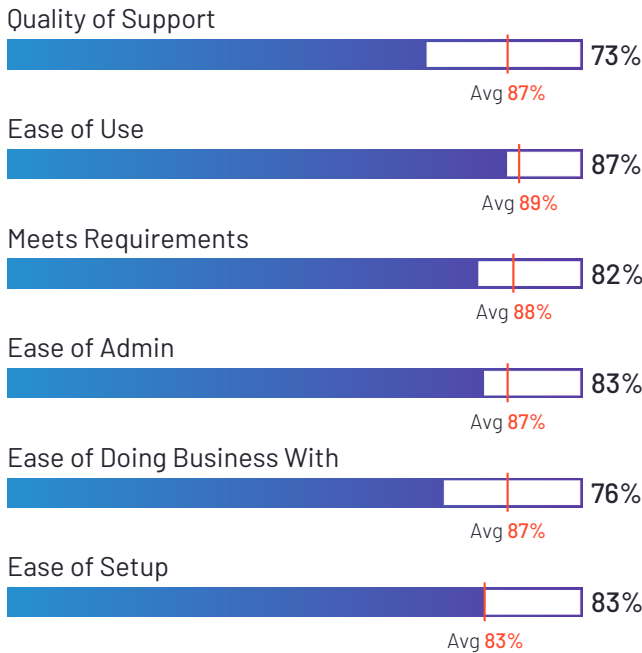
# Zenefits




4.0 ★★★★★ (453)

Zenefits has been named a Niche product based on having a relatively low Satisfaction score and low Market Presence compared to the rest of the category. While they may have positive reviews, they do not have enough reviews to validate those ratings. 80% of users rated it 4 or 5 stars, 70% of users believe it is headed in the right direction, and users said they would be likely to recommend Zenefits at a rate of 79%. Zenefits is also in the HR Compliance, Benefits Administration, Core HR, Workforce Management, and Performance Management categories.

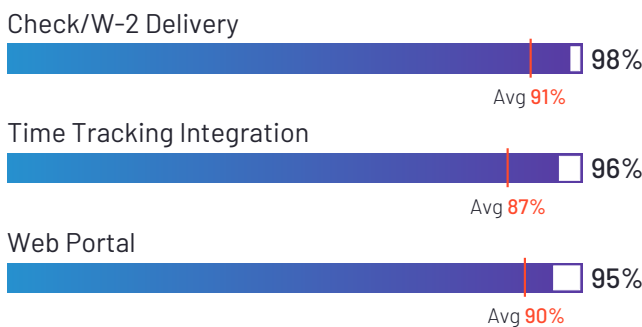
## Satisfaction Ratings



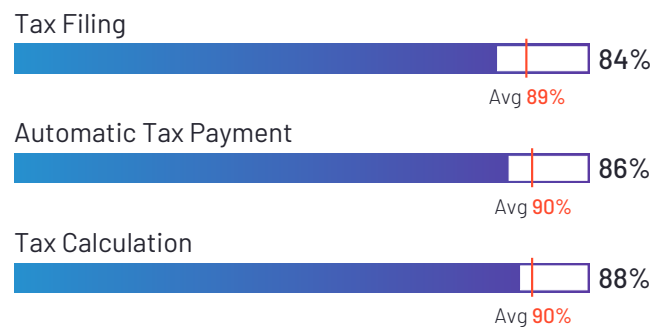
## Top Industries Represented



## Highest-Rated Features



## Lowest-Rated Features



**Ownership**  
TriNet Zenefits



**HQ Location**  
San Francisco, CA



**Year Founded**  
2013



**Employees (Listed On LinkedIn)**  
459



**Company Website**  
[zenefits.com](https://zenefits.com)



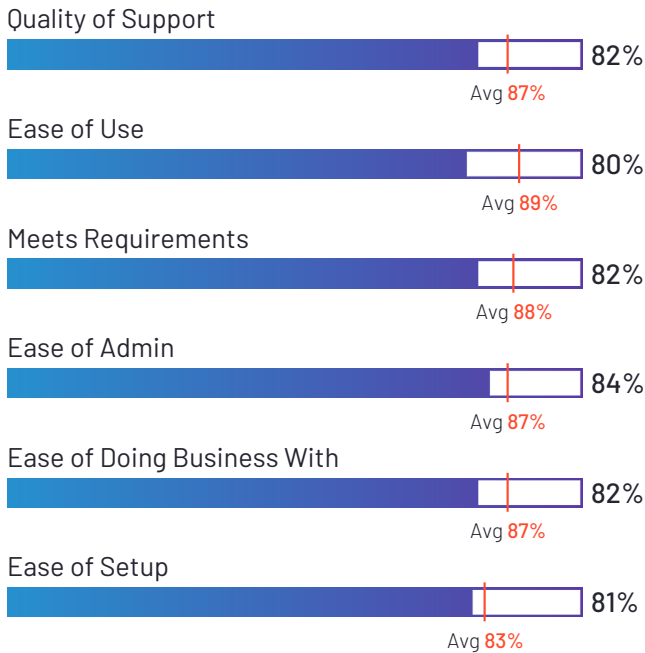


# Asure

3.8 ★★★★★ (161)

Asure has been named a Niche product based on having a relatively low Satisfaction score and low Market Presence compared to the rest of the category. While they may have positive reviews, they do not have enough reviews to validate those ratings. 81% of users rated it 4 or 5 stars, 57% of users believe it is headed in the right direction, and users said they would be likely to recommend Asure at a rate of 76%. Asure is also in the Onboarding, Applicant Tracking Systems (ATS), Benefits Administration, Core HR, and Benefits Support categories.

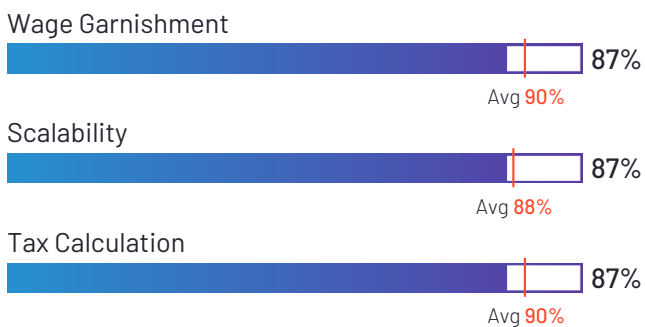
## Satisfaction Ratings



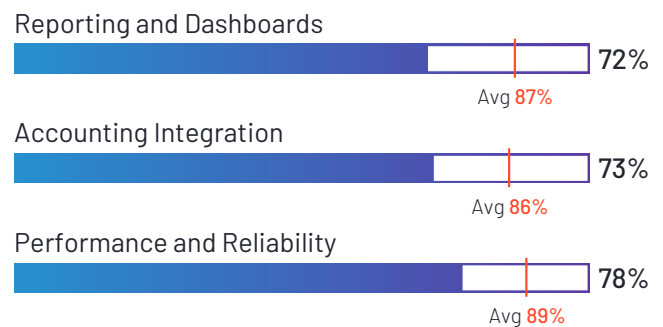
## Top Industries Represented



## Highest-Rated Features



## Lowest-Rated Features



Ownership  
Asure



HQ Location  
Austin, TX



Year Founded  
1994



Employees (Listed  
On LinkedIn)  
475



Company Website  
[asuresoftware.com](https://asuresoftware.com)

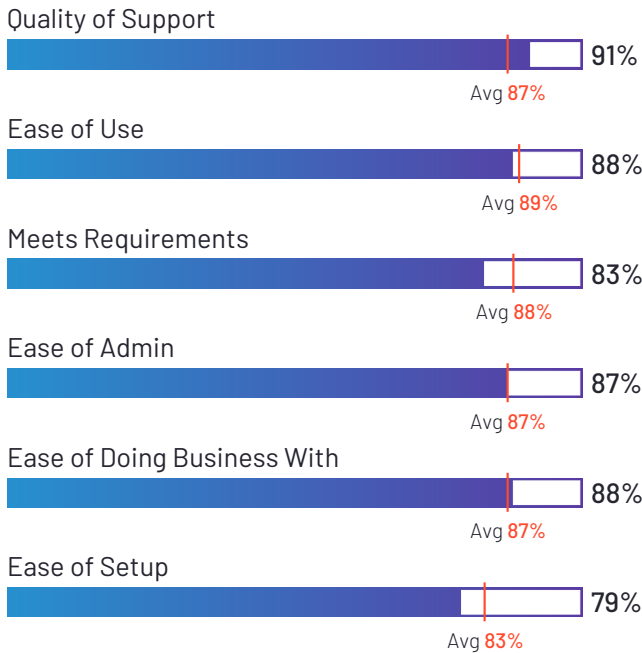


# Rise

4.0 ★★★★★ (62)

Rise has been named a Niche product based on having a relatively low Satisfaction score and low Market Presence compared to the rest of the category. While they may have positive reviews, they do not have enough reviews to validate those ratings. 83% of users rated it 4 or 5 stars, 85% of users believe it is headed in the right direction, and users said they would be likely to recommend Rise at a rate of 85%. Rise is also in the Time Tracking, Core HR, Time & Attendance, and Employee Scheduling categories.

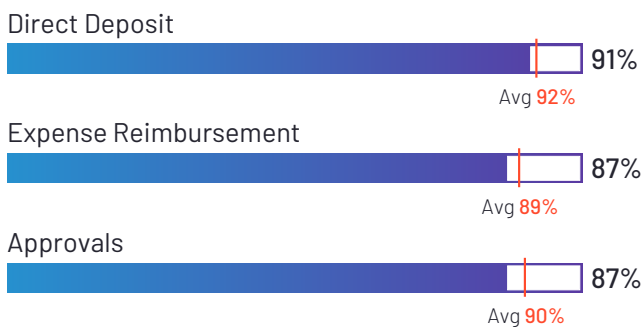
## Satisfaction Ratings



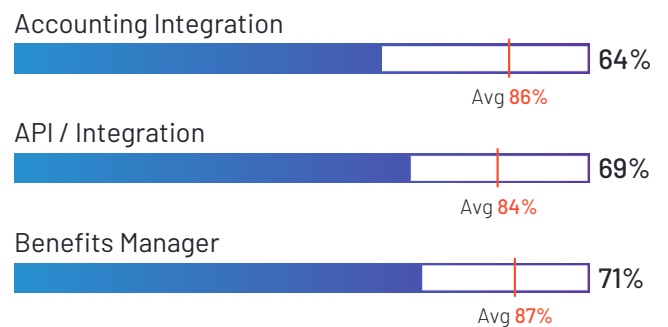
## Top Industries Represented



## Highest-Rated Features



## Lowest-Rated Features



**Ownership**  
Rise People



**HQ Location**  
Burnaby, British Columbia



**Year Founded**  
2011



**Employees (Listed On LinkedIn)**  
70



**Company Website**  
[risepeople.com](https://risepeople.com)

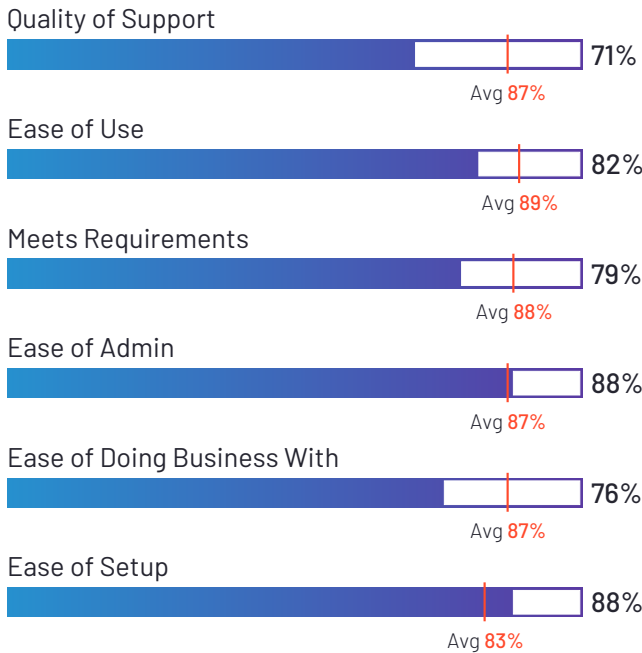


# SurePayroll

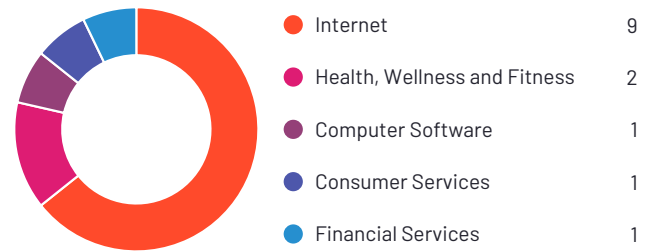
4.4 ★★★★★ (504)

SurePayroll has been named a Niche product based on having a relatively low Satisfaction score and low Market Presence compared to the rest of the category. While they may have positive reviews, they do not have enough reviews to validate those ratings. 76% of users rated it 4 or 5 stars, 63% of users believe it is headed in the right direction, and users said they would be likely to recommend SurePayroll at a rate of 70%.

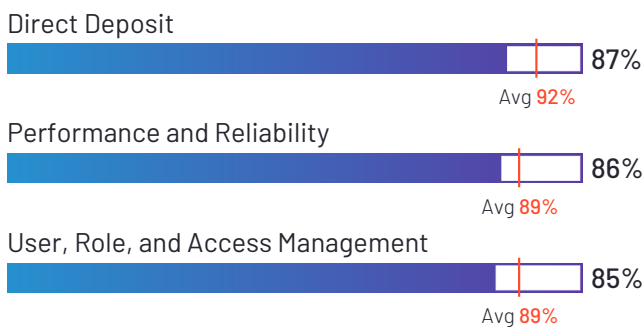
## Satisfaction Ratings



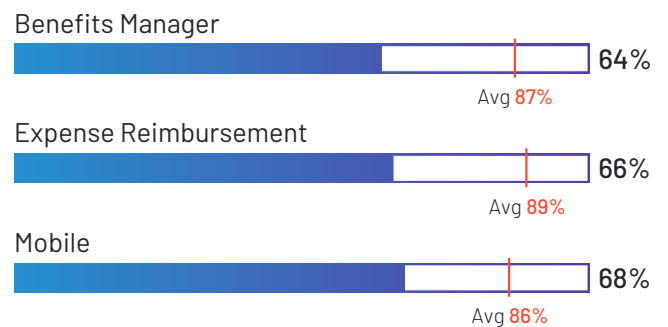
## Top Industries Represented



## Highest-Rated Features



## Lowest-Rated Features



**Ownership**  
SurePayroll



**HQ Location**  
Glenview, IL



**Year Founded**  
2000



**Employees (Listed On LinkedIn)**  
304



**Company Website**  
[surepayroll.com](https://surepayroll.com)

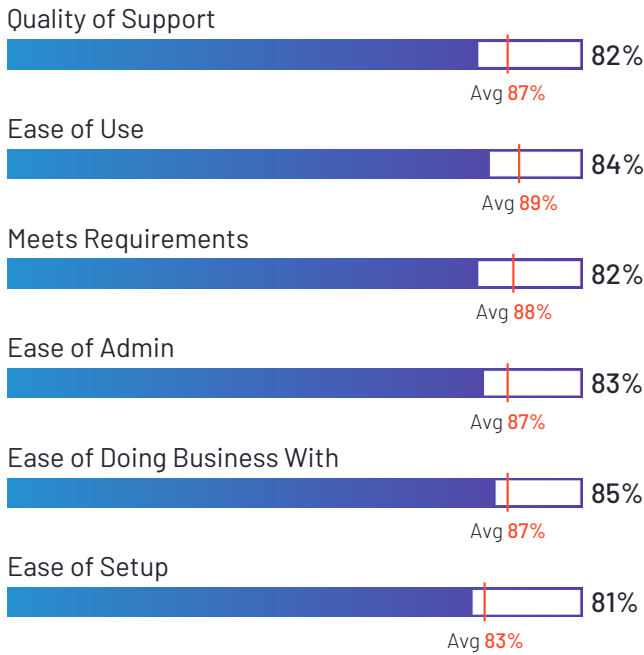


# SentricHR

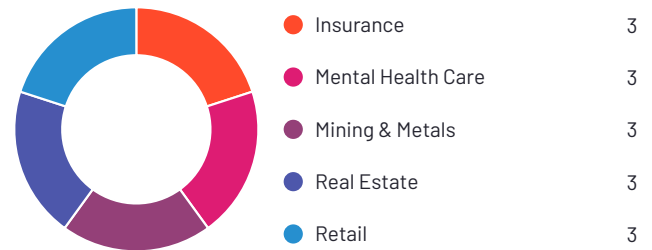
3.8 ★★★★★ (42)

SentricHR has been named a Niche product based on having a relatively low Satisfaction score and low Market Presence compared to the rest of the category. While they may have positive reviews, they do not have enough reviews to validate those ratings. 70% of users rated it 4 or 5 stars, 79% of users believe it is headed in the right direction, and users said they would be likely to recommend SentricHR at a rate of 74%. SentricHR is also in the Human Resource Management Systems, Workforce Management, Benefits Administration, Core HR, Applicant Tracking Systems (ATS), and Training Management Systems categories.

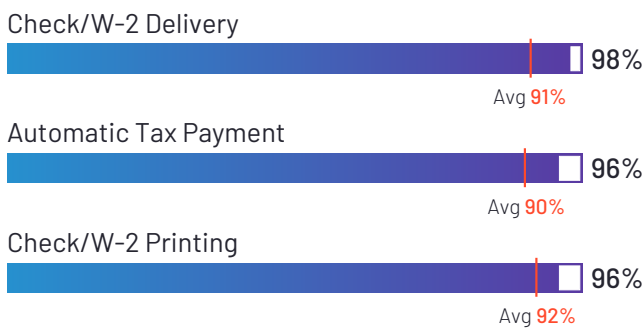
## Satisfaction Ratings



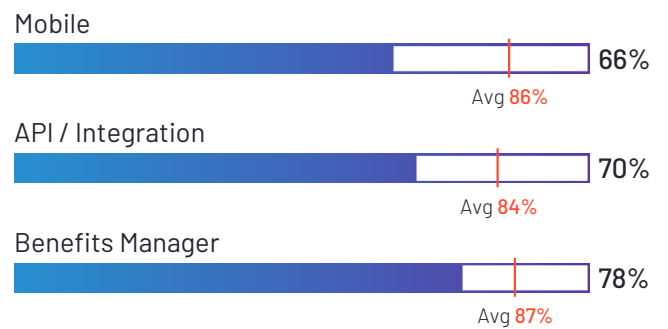
## Top Industries Represented



## Highest-Rated Features



## Lowest-Rated Features



Ownership  
Sentric



HQ Location  
Pittsburgh, PA



Year Founded  
1994



Employees (Listed  
On LinkedIn)  
100



Company Website  
[sentric.net](https://sentric.net)

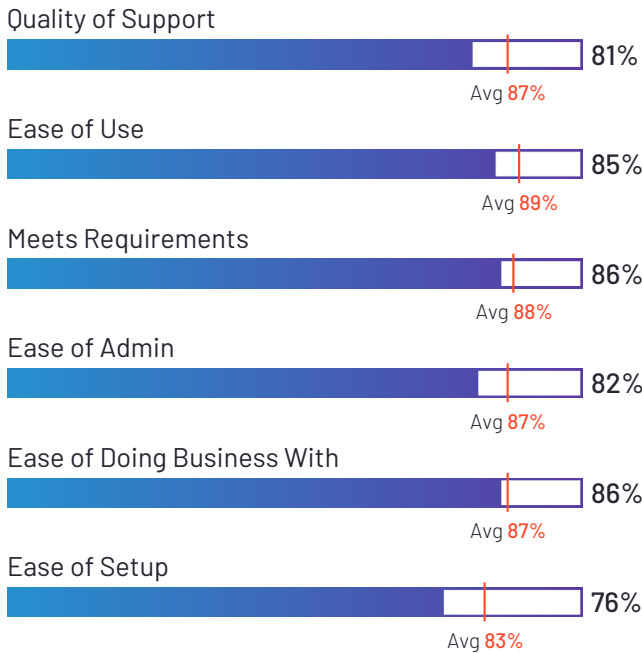


# DATIS, Part of ContinuumCloud

4.0 ★★★★★ (61)

DATIS, Part of ContinuumCloud has been named a Niche product based on having a relatively low Satisfaction score and low Market Presence compared to the rest of the category. While they may have positive reviews, they do not have enough reviews to validate those ratings. 80% of users rated it 4 or 5 stars, 73% of users believe it is headed in the right direction, and users said they would be likely to recommend DATIS, Part of ContinuumCloud at a rate of 82%. DATIS, Part of ContinuumCloud is also in the Applicant Tracking Systems (ATS), Training Management Systems, Benefits Administration, Time Tracking, Core HR, Workforce Management, Performance Management, Human Resource Management Systems, and Healthcare HR categories.

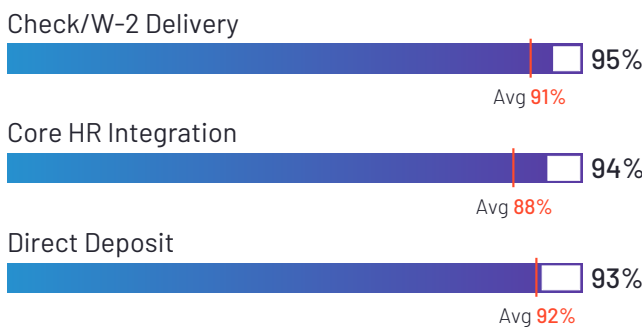
## Satisfaction Ratings



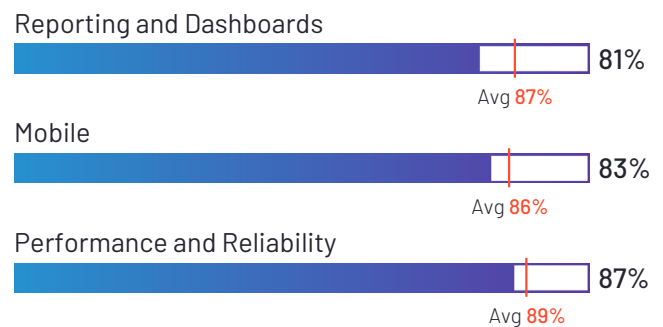
## Top Industries Represented



## Highest-Rated Features



## Lowest-Rated Features



**Ownership**  
DATIS, Part of the ContinuumCloud



**HQ Location**  
Tampa, FL



**Year Founded**  
1996



**Employees (Listed On LinkedIn)**  
27



**Company Website**  
[www.datis.com](http://www.datis.com)

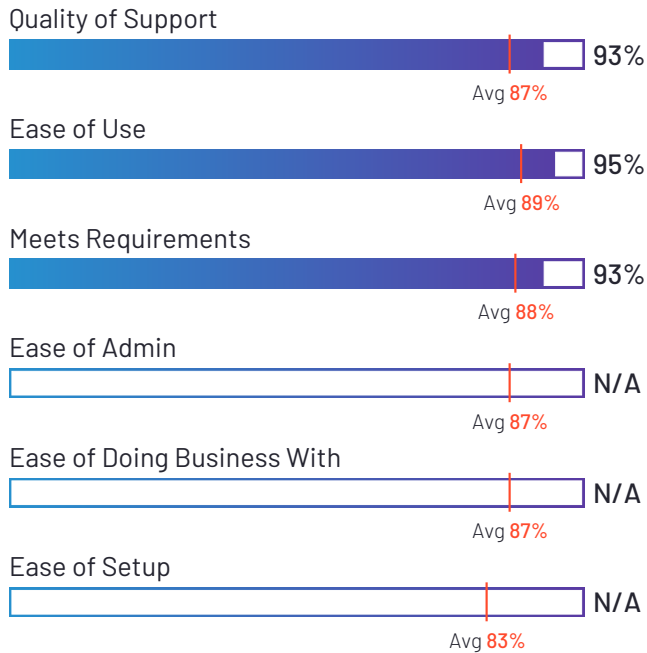


# UZIO Payroll & HR

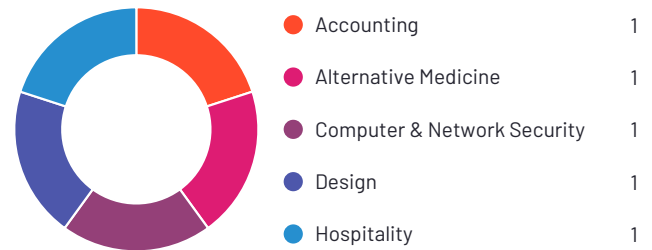
4.4 ★★★★★ (87)

UZIO Payroll & HR has been named a Niche product based on having a relatively low Satisfaction score and low Market Presence compared to the rest of the category. While they may have positive reviews, they do not have enough reviews to validate those ratings. 100% of users rated it 4 or 5 stars, 50% of users believe it is headed in the right direction, and users said they would be likely to recommend UZIO Payroll & HR at a rate of 88%. UZIO Payroll & HR is also in the Benefits Administration, Core HR, and Time & Attendance categories.

## Satisfaction Ratings



## Top Industries Represented



\*N/A is displayed when fewer than five responses were received for the question.

<p><b>Ownership</b> Uzio</p>	<p><b>HQ Location</b> Great Falls, Virginia</p>	<p><b>Year Founded</b> 2018</p>	<p><b>Employees (Listed On LinkedIn)</b> 84</p>	<p><b>Company Website</b> <a href="http://www.uzio.com">www.uzio.com</a></p>
----------------------------------	---	-------------------------------------	---	--

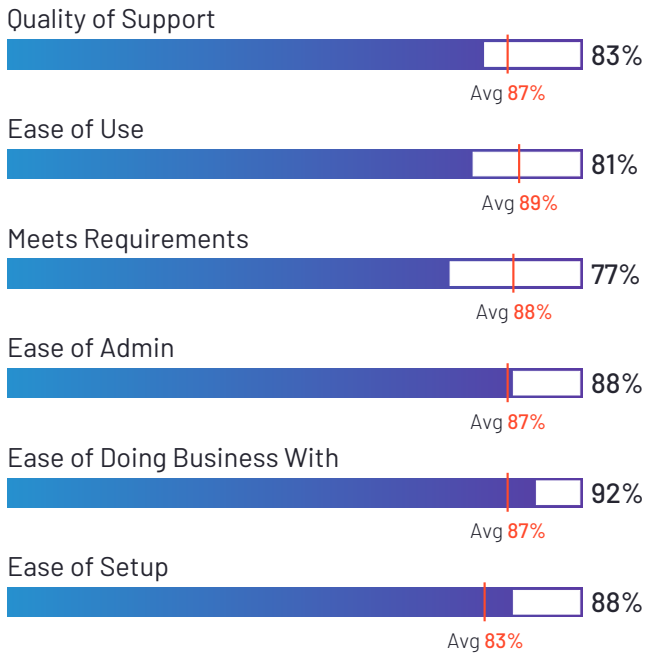


# Zimyo

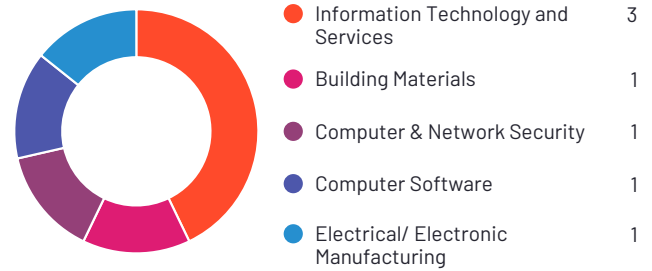
4.4 ★★★★★ (51)

Zimyo has been named a Niche product based on having a relatively low Satisfaction score and low Market Presence compared to the rest of the category. While they may have positive reviews, they do not have enough reviews to validate those ratings. 79% of users rated it 4 or 5 stars, 100% of users believe it is headed in the right direction, and users said they would be likely to recommend Zimyo at a rate of 84%. Zimyo is also in the Onboarding, Applicant Tracking Systems (ATS), Time Tracking, Core HR, Performance Management, Human Resource Management Systems, Employee Engagement, Employee Recognition, Benefits Administration, and Time & Attendance categories.

## Satisfaction Ratings



## Top Industries Represented



### Ownership

Zimyo Consulting Pvt. Ltd



### HQ Location

Gurugram, Haryana



### Year Founded

2018



### Employees (Listed On LinkedIn)

112



### Company Website

[www.zimyo.com](http://www.zimyo.com)

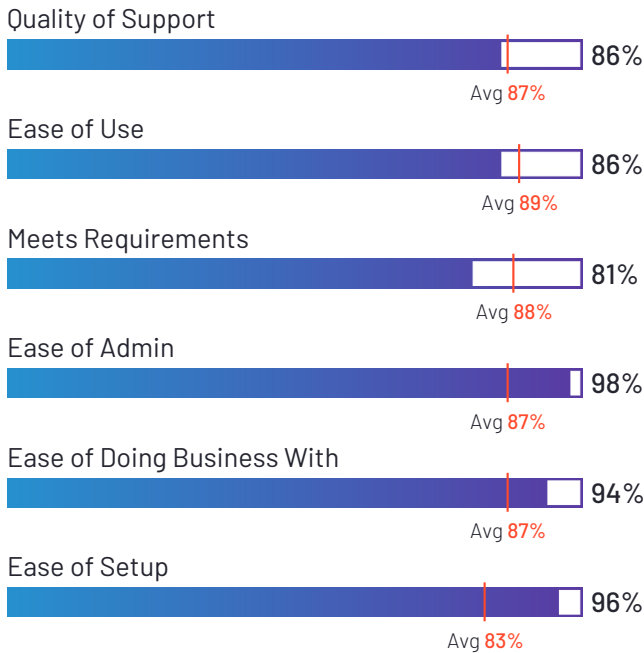


# Viventium Software

4.5 ★★★★★ (26)

Viventium Software has been named a Niche product based on having a relatively low Satisfaction score and low Market Presence compared to the rest of the category. While they may have positive reviews, they do not have enough reviews to validate those ratings. 92% of users rated it 4 or 5 stars, 89% of users believe it is headed in the right direction, and users said they would be likely to recommend Viventium Software at a rate of 88%. Viventium Software is also in the HR Analytics, Onboarding, Applicant Tracking Systems (ATS), Time Tracking, Core HR, and Healthcare HR categories.

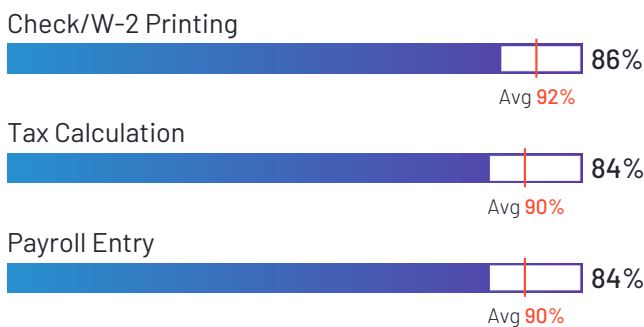
## Satisfaction Ratings




## Top Industries Represented



## Highest-Rated Features



## Lowest-Rated Features



**Ownership**  
Viventium



**HQ Location**  
Berkeley Heights,  
New Jersey



**Year Founded**  
1992



**Employees (Listed  
On LinkedIn)**  
251



**Company Website**  
[viventium.com](http://viventium.com)



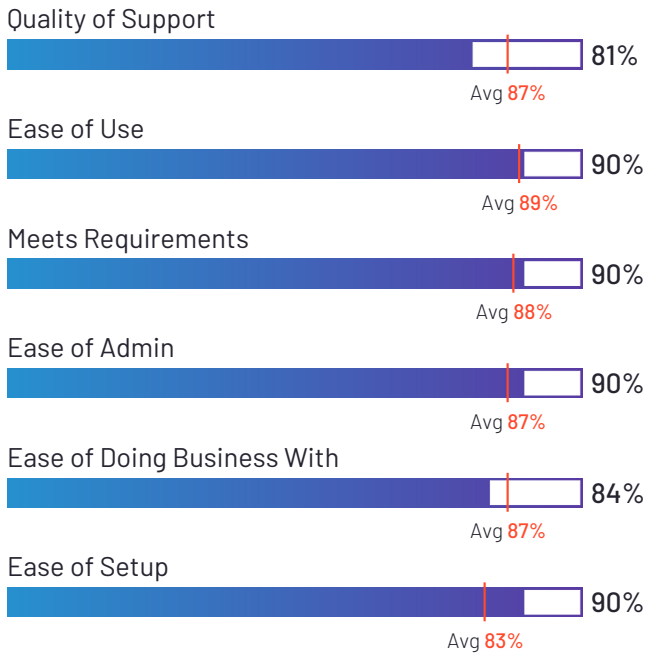


# WebHR

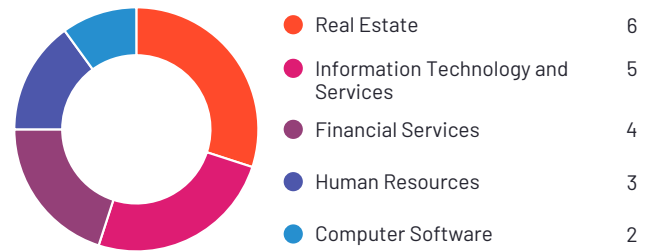
4.2 ★★★★★ (99)

WebHR has been named a Niche product based on having a relatively low Satisfaction score and low Market Presence compared to the rest of the category. While they may have positive reviews, they do not have enough reviews to validate those ratings. 86% of users rated it 4 or 5 stars, 88% of users believe it is headed in the right direction, and users said they would be likely to recommend WebHR at a rate of 85%. WebHR is also in the Applicant Tracking Systems (ATS), Time Tracking, Core HR, Workforce Management, and Performance Management categories.


## Satisfaction Ratings



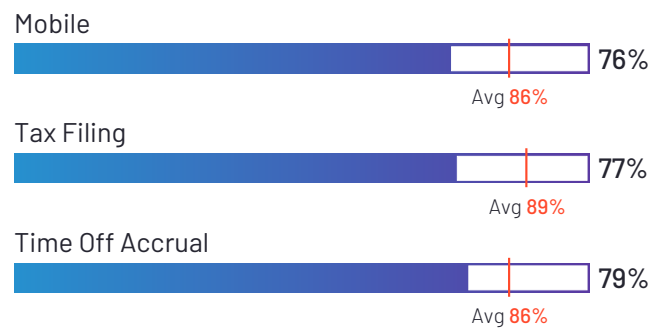
## Top Industries Represented



## Highest-Rated Features



## Lowest-Rated Features



 <b>Ownership</b> WebHR	 <b>HQ Location</b> Washington Grove, MD	 <b>Year Founded</b> 2006	 <b>Employees (Listed On LinkedIn)</b> 47	 <b>Company Website</b> <a href="http://web.hr">web.hr</a>
-------------------------------	---	---------------------------------	---	--

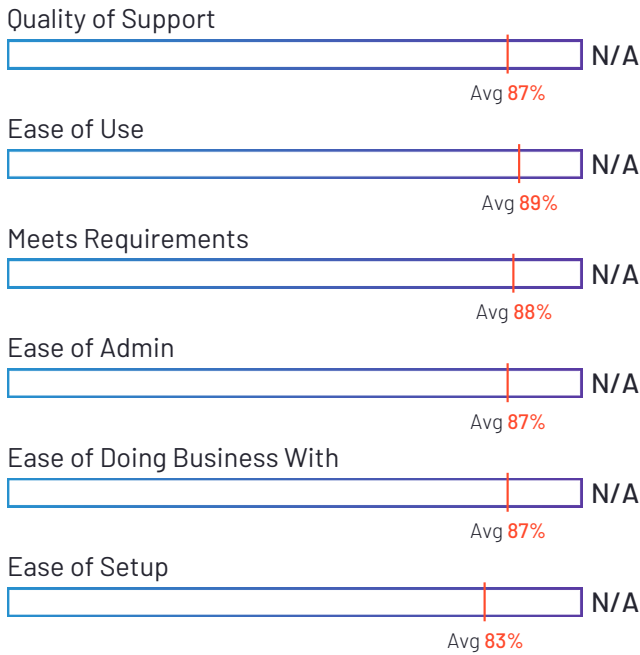


# Akrivia HCM


5.0 ★★★★★ (49)

Akrivia HCM has been named a Niche product based on having a relatively low Satisfaction score and low Market Presence compared to the rest of the category. While they may have positive reviews, they do not have enough reviews to validate those ratings. 100% of users rated it 4 or 5 stars, 100% of users believe it is headed in the right direction, and users said they would be likely to recommend Akrivia HCM at a rate of 100%. Akrivia HCM is also in the Core HR, Onboarding, Time & Attendance, Employee Engagement, and Performance Management categories.

## Satisfaction Ratings



## Top Industries Represented



\*N/A is displayed when fewer than five responses were received for the question.

<p><b>Ownership</b> Akrivia Automation Pvt Ltd</p>	<p><b>HQ Location</b> Visakhapatnam, AP</p>	<p><b>Year Founded</b> 2016</p>	<p><b>Employees (Listed On LinkedIn)</b> 118</p>	<p><b>Company Website</b> <a href="http://akriviahcm.com">akriviahcm.com</a></p>
--	---	-------------------------------------	--	--

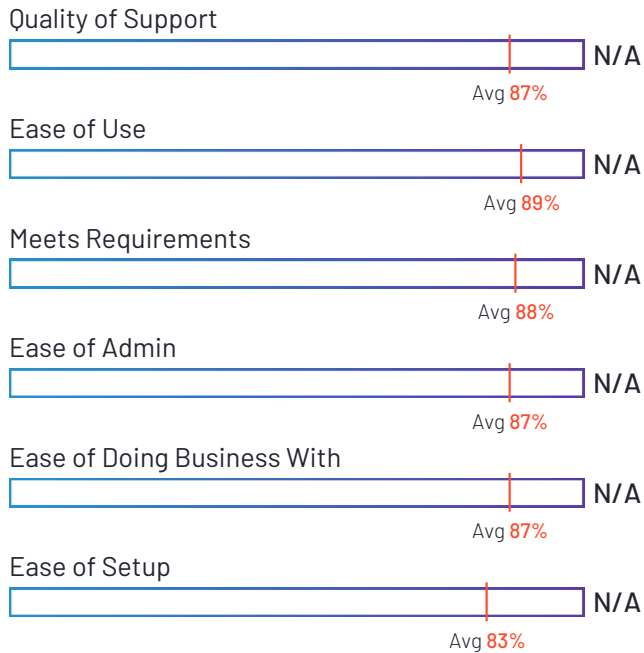


# CAVU HCM

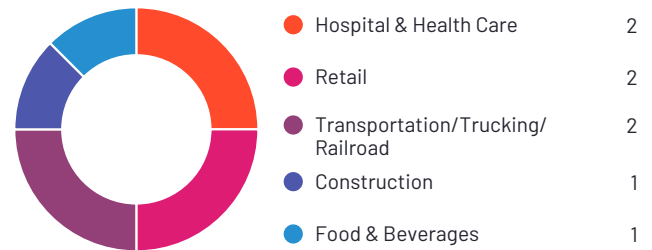
5.0 ★★★★★ (81)

CAVU HCM has been named a Niche product based on having a relatively low Satisfaction score and low Market Presence compared to the rest of the category. While they may have positive reviews, they do not have enough reviews to validate those ratings. 100% of users rated it 4 or 5 stars, 0% of users believe it is headed in the right direction, and users said they would be likely to recommend CAVU HCM at a rate of 99%. CAVU HCM is also in the Human Resource Management Systems, Time Tracking, Workforce Management, Time & Attendance, Employee Scheduling, Training Management Systems, and Onboarding categories.

## Satisfaction Ratings



## Top Industries Represented



\*N/A is displayed when fewer than five responses were received for the question.



**Ownership**  
CAVU HCM



**HQ Location**  
Peoria, Illinois



**Year Founded**  
2019



**Employees (Listed On LinkedIn)**  
10



**Company Website**  
[cavuhcm.com](http://cavuhcm.com)



# Satisfaction Ratings for Payroll

G2 reviewers rated software sellers ability to satisfy their needs as shown in the table below.

	Satisfaction		Satisfaction by Category						Net Promoter Score (NPS)
	Likelihood to Recommend	Product Going in Right Direction?	Meets Requirements	Ease of Admin	Ease of Doing Business With	Quality of Support	Ease of Setup	Ease of Use	Net Promoter Score (NPS) (Range from -100 to +100)
<b>Paylocity</b>	88%	90%	91%	89%	91%	88%	83%	90%	62
<b>Rippling</b>	98%	92%	97%	92%	91%	97%	89%	98%	94
<b>Workforce Now</b>	82%	81%	88%	84%	82%	81%	78%	85%	39
<b>Paycom</b>	84%	82%	88%	84%	83%	85%	79%	87%	51
<b>greytHR</b>	88%	93%	89%	89%	89%	90%	88%	91%	59
<b>Remote</b>	91%	87%	94%	95%	95%	93%	95%	96%	74
<b>Deel</b>	93%	93%	93%	92%	91%	93%	89%	94%	80
<b>isolved</b>	82%	74%	85%	83%	85%	82%	80%	82%	38
<b>Keka HR</b>	88%	94%	90%	92%	89%	85%	87%	93%	60
<b>BambooHR</b>	91%	90%	89%	90%	91%	90%	86%	95%	72
<b>Desktop Pro</b>	91%	87%	94%	91%	87%	87%	89%	93%	70
<b>UKG Ready</b>	82%	83%	87%	81%	83%	83%	70%	83%	38
<b>Vantage HCM</b>	78%	76%	88%	84%	81%	77%	87%	85%	24
<b>Namely</b>	79%	76%	84%	81%	78%	81%	75%	88%	36
<b>Oracle PeopleSoft</b>	80%	76%	87%	93%	87%	81%	90%	84%	22
<b>Inova Payroll</b>	84%	82%	88%	84%	90%	89%	81%	84%	43
<b>Justworks</b>	88%	91%	90%	91%	92%	92%	89%	94%	63
<b>Plane</b>	91%	86%	92%	94%	99%	94%	94%	94%	76
<b>APS</b>	92%	95%	91%	92%	96%	95%	89%	92%	72

(Satisfaction Ratings for Payroll continues on next page)

\*N/A is displayed when fewer than five responses were received for the question.

\*\*Net Promoter Score ranges from -100 to +100



# Satisfaction Ratings for Payroll (continued)

G2 reviewers rated software sellers ability to satisfy their needs as shown in the table below.

	Satisfaction		Satisfaction by Category						Net Promoter Score (NPS)
	Likelihood to Recommend	Product Going in Right Direction?	Meets Requirements	Ease of Admin	Ease of Doing Business With	Quality of Support	Ease of Setup	Ease of Use	Net Promoter Score (NPS) (Range from -100 to +100)
<b>Fingercheck Payroll</b>	94%	95%	95%	95%	96%	94%	93%	93%	78
<b>HROne</b>	91%	89%	92%	94%	94%	94%	92%	95%	70
<b>Proliant</b>	88%	81%	89%	87%	90%	88%	86%	89%	58
<b>Checkwriters</b>	93%	88%	94%	95%	97%	92%	92%	91%	77
<b>EPAY HCM</b>	94%	95%	91%	95%	95%	93%	94%	91%	86
<b>Multiplier</b>	94%	89%	93%	96%	99%	97%	95%	94%	79
<b>Darwinbox</b>	90%	86%	93%	N/A	N/A	92%	N/A	91%	68
<b>Employment Hero</b>	91%	100%	86%	90%	85%	78%	82%	91%	75
<b>Greenshades</b>	88%	90%	93%	89%	95%	92%	87%	92%	52
<b>Paypro Workforce Management</b>	90%	74%	90%	93%	95%	96%	83%	84%	70
<b>Fuse</b>	96%	95%	92%	90%	97%	98%	84%	90%	85
<b>Netchex</b>	96%	85%	92%	90%	98%	95%	80%	92%	86
<b>247HRM</b>	88%	91%	89%	90%	91%	94%	88%	91%	59
<b>Pento</b>	96%	100%	89%	94%	95%	98%	81%	96%	83
<b>Paybooks</b>	90%	91%	92%	N/A	N/A	95%	N/A	97%	71
<b>Vista</b>	88%	100%	89%	N/A	N/A	90%	N/A	91%	58
<b>ZenHR</b>	97%	90%	96%	N/A	N/A	97%	N/A	90%	91
<b>OnePoint HCM</b>	86%	89%	90%	88%	90%	93%	81%	85%	62
<b>Workzoom</b>	97%	100%	100%	92%	98%	100%	84%	88%	90

(Satisfaction Ratings for Payroll continues on next page)

\*N/A is displayed when fewer than five responses were received for the question.

\*\*Net Promoter Score ranges from -100 to +100

# Satisfaction Ratings for Payroll (continued)

G2 reviewers rated software sellers ability to satisfy their needs as shown in the table below.

	Satisfaction		Satisfaction by Category						Net Promoter Score (NPS)
	Likelihood to Recommend	Product Going in Right Direction?	Meets Requirements	Ease of Admin	Ease of Doing Business With	Quality of Support	Ease of Setup	Ease of Use	Net Promoter Score (NPS) (Range from -100 to +100)
<b>Paychex Flex</b>	77%	72%	84%	82%	82%	81%	79%	83%	33
<b>UKG Pro</b>	84%	86%	85%	81%	84%	81%	74%	85%	44
<b>Ceridian Dayforce</b>	84%	87%	88%	84%	87%	82%	74%	87%	47
<b>Paycor</b>	79%	81%	85%	81%	80%	78%	78%	85%	32
<b>RUN Powered by ADP</b>	80%	75%	82%	81%	80%	83%	77%	86%	31
<b>toasttab.com</b>	86%	80%	84%	86%	82%	78%	81%	94%	65
<b>Sage HRMS</b>	74%	58%	90%	94%	76%	73%	88%	90%	0
<b>QuickBooks Payroll</b>	88%	100%	92%	N/A	N/A	87%	N/A	88%	49
<b>SAP SuccessFactors Employee Central Payroll</b>	89%	92%	90%	N/A	N/A	91%	N/A	91%	61
<b>TriNet</b>	74%	75%	85%	81%	82%	80%	80%	83%	23
<b>UKG Dimensions</b>	75%	77%	77%	76%	78%	76%	58%	75%	24
<b>QB Enterprise</b>	86%	77%	88%	80%	82%	83%	75%	89%	52
<b>Workday HCM</b>	79%	81%	87%	64%	79%	84%	63%	83%	32
<b>Gusto</b>	81%	78%	84%	81%	70%	78%	85%	89%	41
<b>Heartland Payroll</b>	68%	58%	84%	79%	71%	79%	70%	81%	6
<b>Sage HR</b>	83%	65%	87%	91%	79%	79%	89%	91%	36
<b>Zenefits</b>	79%	70%	82%	83%	76%	73%	83%	87%	40
<b>Asure</b>	76%	57%	82%	84%	82%	82%	81%	80%	34
<b>Rise</b>	85%	85%	83%	87%	88%	91%	79%	88%	52

(Satisfaction Ratings for Payroll continues on next page)

\*N/A is displayed when fewer than five responses were received for the question.

\*\*Net Promoter Score ranges from -100 to +100



# Satisfaction Ratings for Payroll (continued)

G2 reviewers rated software sellers ability to satisfy their needs as shown in the table below.

	Satisfaction		Satisfaction by Category						Net Promoter Score (NPS)
	Likelihood to Recommend	Product Going in Right Direction?	Meets Requirements	Ease of Admin	Ease of Doing Business With	Quality of Support	Ease of Setup	Ease of Use	Net Promoter Score (NPS) (Range from -100 to +100)
<b>SurePayroll</b>	70%	63%	79%	88%	76%	71%	88%	82%	19
<b>SentricHR</b>	74%	79%	82%	83%	85%	82%	81%	84%	0
<b>DATIS, Part of ContinuumCloud</b>	82%	73%	86%	82%	86%	81%	76%	85%	32
<b>UZIO Payroll &amp; HR</b>	88%	N/A	93%	N/A	N/A	93%	N/A	95%	60
<b>Zimyo</b>	84%	100%	77%	88%	92%	83%	88%	81%	42
<b>Viventium Software</b>	88%	89%	81%	98%	94%	86%	96%	86%	69
<b>WebHR</b>	85%	88%	90%	90%	84%	81%	90%	90%	50
<b>Akrivia HCM</b>	100%	N/A	N/A	N/A	N/A	N/A	N/A	N/A	100
<b>CAVU HCM</b>	99%	N/A	N/A	N/A	N/A	N/A	N/A	N/A	100
<b>Average</b>	86%	84%	88%	87%	87%	87%	83%	89%	55

\*N/A is displayed when fewer than five responses were received for the question.

\*\*Net Promoter Score ranges from -100 to +100

# Feature Comparison for Payroll

G2 users have evaluated the following products by feature. Feature ratings are representative of reviewers overall satisfaction with each feature and do not necessarily take into account the breadth of individual product features. The results are shown below.

## Employee Self Service

	Web Portal	Benefits Manager	Mobile
Paylocity	92%	87%	89%
Rippling	98%	98%	94%
Workforce Now	88%	86%	83%
Paycom	93%	90%	92%
greytHR	91%	89%	87%
Remote	96%	89%	86%
Deel	96%	91%	93%
isolved	86%	84%	80%
Keka HR	92%	89%	85%
BambooHR	91%	87%	90%
Desktop Pro	92%	91%	92%
UKG Ready	88%	84%	84%
Vantage HCM	85%	88%	89%
Namely	90%	87%	82%
Oracle PeopleSoft	86%	88%	80%
Inova Payroll	88%	82%	82%
Justworks	91%	92%	86%
Plane	90%	87%	84%
APS	94%	91%	88%

(Feature Comparison for Payroll continues on next page)

\*N/A is displayed when fewer than five responses were received for the question.

\*\*A blank box indicates that a seller has selected that they do not offer that feature.



# Feature Comparison for Payroll (continued)

G2 users have evaluated the following products by feature. Feature ratings are representative of reviewers overall satisfaction with each feature and do not necessarily take into account the breadth of individual product features. The results are shown below.

## Employee Self Service

	Web Portal	Benefits Manager	Mobile
Fingercheck Payroll	93%	90%	90%
HROne	95%	97%	91%
Proliant	N/A	N/A	N/A
Checkwriters	87%	88%	94%
EPAY HCM	92%	88%	80%
Multiplier	93%	86%	86%
Darwinbox	88%	90%	91%
Employment Hero	95%	88%	93%
Greenshades	90%	91%	94%
Paypro Workforce Management	94%	89%	94%
Fuse	91%	91%	94%
Netchex	95%	86%	93%
247HRM	89%	87%	79%
Pento	96%	N/A	N/A
Paybooks	94%	94%	94%
Vista	86%	92%	92%
ZenHR	93%	91%	93%
OnePoint HCM	87%	87%	83%
Workzoom	N/A	N/A	N/A

(Feature Comparison for Payroll continues on next page)

\*N/A is displayed when fewer than five responses were received for the question.

\*\*A blank box indicates that a seller has selected that they do not offer that feature.

# Feature Comparison for Payroll (continued)

G2 users have evaluated the following products by feature. Feature ratings are representative of reviewers overall satisfaction with each feature and do not necessarily take into account the breadth of individual product features. The results are shown below.

## Employee Self Service

	Web Portal	Benefits Manager	Mobile
Paychex Flex	85%	84%	87%
UKG Pro	89%	85%	82%
Ceridian Dayforce	91%	89%	88%
Paycor	86%	83%	76%
RUN Powered by ADP	83%	71%	75%
toasttab.com	86%	76%	88%
Sage HRMS	93%	81%	N/A
QuickBooks Payroll	90%	90%	93%
SAP SuccessFactors Employee Central Payroll	94%	87%	90%
TriNet	86%	82%	84%
UKG Dimensions	92%	89%	84%
QB Enterprise	83%	N/A	N/A
Workday HCM	90%	88%	81%
Gusto	91%	82%	80%
Heartland Payroll	76%	N/A	64%
Sage HR	N/A	N/A	N/A
Zenefits	95%	94%	92%
Asure	83%	81%	81%
Rise	81%	71%	N/A

(Feature Comparison for Payroll continues on next page)

\*N/A is displayed when fewer than five responses were received for the question.

\*\*A blank box indicates that a seller has selected that they do not offer that feature.

# Feature Comparison for Payroll (continued)

G2 users have evaluated the following products by feature. Feature ratings are representative of reviewers overall satisfaction with each feature and do not necessarily take into account the breadth of individual product features. The results are shown below.

## Employee Self Service

	Web Portal	Benefits Manager	Mobile
<b>SurePayroll</b>	81%	64%	68%
<b>SentricHR</b>	86%	78%	66%
<b>DATIS, Part of ContinuumCloud</b>	91%	89%	83%
<b>UZIO Payroll &amp; HR</b>	N/A	N/A	
<b>Zimyo</b>	N/A	N/A	N/A
<b>Viventium Software</b>	80%	N/A	N/A
<b>WebHR</b>	87%	83%	76%
<b>Akrivia HCM</b>	N/A	N/A	N/A
<b>CAVU HCM</b>	N/A	N/A	N/A
<b>Average</b>	90%	87%	86%

(Feature Comparison for Payroll continues on next page)

\*N/A is displayed when fewer than five responses were received for the question.

\*\*A blank box indicates that a seller has selected that they do not offer that feature.



# Feature Comparison for Payroll (continued)

G2 users have evaluated the following products by feature. Feature ratings are representative of reviewers overall satisfaction with each feature and do not necessarily take into account the breadth of individual product features. The results are shown below.

## Administration

	Payroll Entry	Time Off Accrual	Direct Deposit	Expense Reimbursement	Pre-tax Deductions	Wage Garnishment	Approvals	Check/W-2 Printing	Check/W-2 Delivery
<b>Paylocity</b>	93%	86%	96%	90%	94%	92%	92%	94%	95%
<b>Rippling</b>	98%	97%	99%	97%	98%	97%	98%	99%	99%
<b>Workforce Now</b>	90%	86%	93%	87%	90%	89%	88%	92%	92%
<b>Paycom</b>	92%	90%	95%	91%	93%	92%	92%	94%	94%
<b>greytHR</b>	92%	89%	88%	89%	91%	88%			
<b>Remote</b>	94%	91%	97%	92%	94%	94%	94%	96%	
<b>Deel</b>	93%	89%	95%	91%	92%	98%	90%	88%	
<b>isolved</b>	90%	84%	94%	90%	91%	90%	88%	90%	90%
<b>Keka HR</b>	91%	89%	87%	90%	89%	85%	93%	86%	86%
<b>BambooHR</b>	90%	91%	93%	91%	90%	91%	91%		
<b>Desktop Pro</b>	95%	92%	95%	92%	91%	92%	92%	94%	94%
<b>UKG Ready</b>	88%	84%	92%	88%	88%	88%	88%	90%	92%
<b>Vantage HCM</b>	87%	82%	92%	91%	91%	86%	92%	94%	95%
<b>Namely</b>	83%	85%	92%	82%	87%	88%	87%	89%	88%
<b>Oracle PeopleSoft</b>	91%	89%	91%	88%	86%	85%	88%	87%	89%
<b>Inova Payroll</b>	90%	84%	94%	88%	90%	90%	87%	92%	92%
<b>Justworks</b>	86%	88%	94%	91%	91%	93%	86%	95%	95%
<b>Plane</b>	92%	87%	92%	85%	87%	91%	89%	87%	87%
<b>APS</b>	94%	89%	97%	94%	95%	94%	94%	95%	95%

(Feature Comparison for Payroll continues on next page)

\*N/A is displayed when fewer than five responses were received for the question.

\*\*A blank box indicates that a seller has selected that they do not offer that feature.



# Feature Comparison for Payroll (continued)

G2 users have evaluated the following products by feature. Feature ratings are representative of reviewers overall satisfaction with each feature and do not necessarily take into account the breadth of individual product features. The results are shown below.

## Administration

	Payroll Entry	Time Off Accrual	Direct Deposit	Expense Reimbursement	Pre-tax Deductions	Wage Garnishment	Approvals	Check/W-2 Printing	Check/W-2 Delivery
<b>Fingercheck Payroll</b>	92%	92%	95%	95%	96%	95%	96%	96%	93%
<b>HROne</b>	96%	95%	92%	92%	97%	90%	98%	100%	98%
<b>Proliant</b>	N/A	N/A	N/A	N/A	N/A	N/A	N/A	N/A	N/A
<b>Checkwriters</b>	94%	88%	97%	N/A	95%	96%	87%	95%	95%
<b>EPAY HCM</b>	89%	86%	93%	90%	87%	87%	90%	94%	89%
<b>Multiplier</b>	90%	89%	94%	90%	90%	93%	94%	N/A	N/A
<b>Darwinbox</b>	86%	88%	74%	90%	90%	83%	92%	N/A	N/A
<b>Employment Hero</b>	94%	90%	94%	84%	95%	98%	92%	N/A	N/A
<b>Greenshades</b>	90%	92%	98%	97%	95%	89%	79%	93%	94%
<b>Paypro Workforce Management</b>	96%	91%	94%	96%	96%	95%	92%	98%	95%
<b>Fuse</b>	94%	90%	93%	88%	97%	96%	95%	97%	97%
<b>Netchex</b>	98%	84%	100%	N/A	98%	95%	N/A	98%	100%
<b>247HRM</b>	91%	86%	83%	87%	87%	88%	89%	88%	89%
<b>Pento</b>	97%	90%	98%	N/A	99%	90%	96%	N/A	N/A
<b>Paybooks</b>	92%	94%	91%	94%	90%	91%	94%	88%	88%
<b>Vista</b>	86%	88%	91%	88%	93%	88%	90%	88%	90%
<b>ZenHR</b>	N/A	91%	N/A	89%	N/A	N/A	95%	N/A	N/A
<b>OnePoint HCM</b>	95%	94%	96%	94%	91%	93%	92%	96%	96%
<b>Workzoom</b>	N/A	N/A	N/A	N/A	N/A	N/A	N/A	N/A	N/A

(Feature Comparison for Payroll continues on next page)

\*N/A is displayed when fewer than five responses were received for the question.

\*\*A blank box indicates that a seller has selected that they do not offer that feature.

# Feature Comparison for Payroll (continued)

G2 users have evaluated the following products by feature. Feature ratings are representative of reviewers overall satisfaction with each feature and do not necessarily take into account the breadth of individual product features. The results are shown below.

## Administration

	Payroll Entry	Time Off Accrual	Direct Deposit	Expense Reimbursement	Pre-tax Deductions	Wage Garnishment	Approvals	Check/W-2 Printing	Check/W-2 Delivery
<b>Paychex Flex</b>	87%	81%	95%	93%	91%	90%	89%	93%	92%
<b>UKG Pro</b>	88%	82%	93%	86%	90%	89%	88%	91%	91%
<b>Ceridian Dayforce</b>	90%	87%	94%	88%	91%	90%	90%	92%	91%
<b>Paycor</b>	88%	79%	92%	83%	85%	85%	84%	87%	83%
<b>RUN Powered by ADP</b>	86%	79%	93%	84%	85%	89%	84%	86%	87%
<b>toasttab.com</b>	88%	89%	95%	96%	92%	88%	86%	96%	95%
<b>Sage HRMS</b>	93%	76%	95%	94%	87%	92%	83%	92%	90%
<b>QuickBooks Payroll</b>	92%	90%	88%	84%	89%	84%	86%	89%	84%
<b>SAP SuccessFactors Employee Central Payroll</b>	92%	90%	89%	94%	95%	92%	87%	93%	95%
<b>TriNet</b>	89%	83%	93%	83%	89%	85%	87%	89%	92%
<b>UKG Dimensions</b>	90%	79%	93%	N/A	91%	90%	89%	91%	92%
<b>QB Enterprise</b>	87%	83%	91%	85%	90%	91%	94%	90%	93%
<b>Workday HCM</b>	90%	90%	92%	89%	89%	86%	90%	90%	90%
<b>Gusto</b>	88%	79%	93%	81%	86%	87%	82%	83%	85%
<b>Heartland Payroll</b>	86%	73%	89%	N/A	83%	79%	97%	98%	94%
<b>Sage HR</b>	N/A	N/A	N/A	N/A	N/A	N/A	N/A	N/A	N/A
<b>Zenefits</b>	92%	93%	94%	90%	94%	94%	95%	95%	98%
<b>Asure</b>	81%	80%	86%	86%	86%	87%	84%	81%	82%
<b>Rise</b>	84%	84%	91%	87%	87%	83%	87%	N/A	N/A

(Feature Comparison for Payroll continues on next page)

\*N/A is displayed when fewer than five responses were received for the question.

\*\*A blank box indicates that a seller has selected that they do not offer that feature.



# Feature Comparison for Payroll (continued)

G2 users have evaluated the following products by feature. Feature ratings are representative of reviewers overall satisfaction with each feature and do not necessarily take into account the breadth of individual product features. The results are shown below.

## Administration

	Payroll Entry	Time Off Accrual	Direct Deposit	Expense Reimbursement	Pre-tax Deductions	Wage Garnishment	Approvals	Check/W-2 Printing	Check/W-2 Delivery
<b>SurePayroll</b>	82%	71%	87%	66%	85%	77%	79%	81%	82%
<b>SentricHR</b>	86%	79%	93%	N/A	95%	94%	87%	96%	98%
<b>DATIS, Part of ContinuumCloud</b>	90%	88%	93%	89%	89%	90%	90%	92%	95%
<b>UZIO Payroll &amp; HR</b>	N/A	N/A	N/A	N/A	N/A	N/A	N/A	N/A	N/A
<b>Zimyo</b>	N/A	N/A	N/A	N/A	N/A	N/A	N/A	N/A	N/A
<b>Viventium Software</b>	84%	N/A	83%	N/A	82%	N/A	N/A	86%	81%
<b>WebHR</b>	87%	79%	80%	85%	86%	89%	83%	81%	79%
<b>Akrivia HCM</b>	N/A	N/A		N/A	N/A	N/A	N/A	N/A	
<b>CAVU HCM</b>	N/A	N/A	N/A	N/A	N/A	N/A	N/A	N/A	N/A
<b>Average</b>	90%	86%	92%	89%	91%	90%	90%	91%	91%

(Feature Comparison for Payroll continues on next page)

\*N/A is displayed when fewer than five responses were received for the question.

\*\*A blank box indicates that a seller has selected that they do not offer that feature.

# Feature Comparison for Payroll (continued)

G2 users have evaluated the following products by feature. Feature ratings are representative of reviewers overall satisfaction with each feature and do not necessarily take into account the breadth of individual product features. The results are shown below.

## Taxes

	Tax Calculation	Tax Filing	Automatic Tax Payment
Paylocity	93%	93%	94%
Rippling	97%	97%	97%
Workforce Now	91%	90%	
Paycom	91%	91%	
greytHR	91%		
Remote	93%	94%	95%
Deel	95%	94%	94%
isolved	89%	88%	89%
Keka HR	90%	89%	89%
BambooHR	93%	88%	91%
Desktop Pro	93%	97%	94%
UKG Ready	88%	86%	86%
Vantage HCM	94%		
Namely	83%	81%	84%
Oracle PeopleSoft	87%	85%	82%
Inova Payroll	89%	89%	89%
Justworks	87%	87%	
Plane	89%	90%	86%
APS	95%	94%	95%

(Feature Comparison for Payroll continues on next page)

\*N/A is displayed when fewer than five responses were received for the question.

\*\*A blank box indicates that a seller has selected that they do not offer that feature.



# Feature Comparison for Payroll (continued)

G2 users have evaluated the following products by feature. Feature ratings are representative of reviewers overall satisfaction with each feature and do not necessarily take into account the breadth of individual product features. The results are shown below.

## Taxes

	Tax Calculation	Tax Filing	Automatic Tax Payment
Fingercheck Payroll	98%	95%	95%
HROne	95%	94%	90%
Proliant	N/A	N/A	N/A
Checkwriters	94%	95%	95%
EPAY HCM	93%	84%	87%
Multiplier	90%	86%	89%
Darwinbox	92%	86%	93%
Employment Hero	93%	94%	
Greenshades	93%	95%	95%
Paypro Workforce Management	95%	95%	96%
Fuse	97%	97%	
Netchex	98%	98%	98%
247HRM	89%	89%	
Pento	97%	97%	95%
Paybooks	90%	91%	93%
Vista	91%	91%	90%
ZenHR	N/A	N/A	N/A
OnePoint HCM	94%	94%	93%
Workzoom	N/A	N/A	N/A

(Feature Comparison for Payroll continues on next page)

\*N/A is displayed when fewer than five responses were received for the question.

\*\*A blank box indicates that a seller has selected that they do not offer that feature.

# Feature Comparison for Payroll (continued)

G2 users have evaluated the following products by feature. Feature ratings are representative of reviewers overall satisfaction with each feature and do not necessarily take into account the breadth of individual product features. The results are shown below.

## Taxes

	Tax Calculation	Tax Filing	Automatic Tax Payment
Paychex Flex	91%	90%	91%
UKG Pro	88%	85%	85%
Ceridian Dayforce	90%	90%	91%
Paycor	83%	84%	84%
RUN Powered by ADP	87%	82%	86%
toasttab.com	84%	86%	94%
Sage HRMS	89%	81%	79%
QuickBooks Payroll	91%	84%	86%
SAP SuccessFactors Employee Central Payroll	90%		
TriNet	89%	89%	90%
UKG Dimensions	86%	78%	77%
QB Enterprise	94%	94%	96%
Workday HCM	91%		
Gusto	85%	86%	
Heartland Payroll	83%	78%	
Sage HR	N/A	N/A	N/A
Zenefits	88%	84%	86%
Asure	87%	82%	82%
Rise	83%	83%	85%

(Feature Comparison for Payroll continues on next page)

\*N/A is displayed when fewer than five responses were received for the question.

\*\*A blank box indicates that a seller has selected that they do not offer that feature.



# Feature Comparison for Payroll (continued)

G2 users have evaluated the following products by feature. Feature ratings are representative of reviewers overall satisfaction with each feature and do not necessarily take into account the breadth of individual product features. The results are shown below.

## Taxes

	Tax Calculation	Tax Filing	Automatic Tax Payment
SurePayroll	81%	81%	
SentricHR	94%	96%	96%
DATIS, Part of ContinuumCloud	92%	92%	90%
UZIO Payroll & HR	N/A	N/A	
Zimyo	N/A	N/A	N/A
Viventium Software	84%		
WebHR	79%	77%	80%
Akrivia HCM	N/A	N/A	N/A
CAVU HCM	N/A	N/A	N/A
Average	90%	89%	90%

(Feature Comparison for Payroll continues on next page)

\*N/A is displayed when fewer than five responses were received for the question.

\*\*A blank box indicates that a seller has selected that they do not offer that feature.



# Feature Comparison for Payroll (continued)

G2 users have evaluated the following products by feature. Feature ratings are representative of reviewers overall satisfaction with each feature and do not necessarily take into account the breadth of individual product features. The results are shown below.

## Integration

	API / Integration	Time Tracking Integration	Accounting Integration	Core HR Integration
<b>Paylocity</b>	88%	91%	89%	90%
<b>Rippling</b>	96%	96%	96%	97%
<b>Workforce Now</b>	84%	88%	85%	85%
<b>Paycom</b>	89%	91%	89%	91%
<b>greytHR</b>	92%	91%	91%	90%
<b>Remote</b>				
<b>Deel</b>	93%	89%	91%	94%
<b>isolved</b>	83%	86%	83%	86%
<b>Keka HR</b>	87%	90%	88%	91%
<b>BambooHR</b>	84%	88%	89%	92%
<b>Desktop Pro</b>	90%	97%	90%	96%
<b>UKG Ready</b>	85%	88%	85%	89%
<b>Vantage HCM</b>	91%	89%	87%	91%
<b>Namely</b>	81%	79%	78%	82%
<b>Oracle PeopleSoft</b>	84%	87%	83%	87%
<b>Inova Payroll</b>	82%	87%	83%	82%
<b>Justworks</b>	72%	86%	87%	83%
<b>Plane</b>	86%	83%	83%	84%
<b>APS</b>	90%	94%	89%	92%

(Feature Comparison for Payroll continues on next page)

\*N/A is displayed when fewer than five responses were received for the question.

\*\*A blank box indicates that a seller has selected that they do not offer that feature.



# Feature Comparison for Payroll (continued)

G2 users have evaluated the following products by feature. Feature ratings are representative of reviewers overall satisfaction with each feature and do not necessarily take into account the breadth of individual product features. The results are shown below.

## Integration

	API / Integration	Time Tracking Integration	Accounting Integration	Core HR Integration
<b>Fingercheck Payroll</b>	94%	95%	95%	90%
<b>HROne</b>	94%	93%	81%	95%
<b>Proliant</b>	N/A	N/A	N/A	N/A
<b>Checkwriters</b>	N/A	82%	83%	
<b>EPAY HCM</b>	86%	90%	89%	89%
<b>Multiplier</b>	N/A	N/A	N/A	N/A
<b>Darwinbox</b>	N/A	90%	93%	90%
<b>Employment Hero</b>	80%	76%	89%	93%
<b>Greenshades</b>	100%	92%	95%	91%
<b>Paypro Workforce Management</b>	95%	90%	92%	98%
<b>Fuse</b>	91%	92%	91%	88%
<b>Netchex</b>	N/A	N/A	N/A	80%
<b>247HRM</b>	83%	87%	83%	87%
<b>Pento</b>	94%	N/A	97%	94%
<b>Paybooks</b>	90%	90%	92%	94%
<b>Vista</b>	88%	91%	91%	90%
<b>ZenHR</b>	N/A	N/A	N/A	N/A
<b>OnePoint HCM</b>	87%	93%	89%	84%
<b>Workzoom</b>	N/A	N/A	N/A	N/A

(Feature Comparison for Payroll continues on next page)

\*N/A is displayed when fewer than five responses were received for the question.

\*\*A blank box indicates that a seller has selected that they do not offer that feature.



# Feature Comparison for Payroll (continued)

G2 users have evaluated the following products by feature. Feature ratings are representative of reviewers overall satisfaction with each feature and do not necessarily take into account the breadth of individual product features. The results are shown below.

## Integration

	API / Integration	Time Tracking Integration	Accounting Integration	Core HR Integration
Paychex Flex	81%	85%	80%	80%
UKG Pro	81%	86%	84%	87%
Ceridian Dayforce	84%	89%	86%	87%
Paycor	76%	83%	76%	80%
RUN Powered by ADP	79%	78%	72%	87%
toasttab.com	71%	84%	88%	94%
Sage HRMS	79%	69%	79%	90%
QuickBooks Payroll	86%	87%	88%	94%
SAP SuccessFactors Employee Central Payroll	90%	95%	93%	95%
TriNet	71%	76%	77%	80%
UKG Dimensions	73%	76%	78%	78%
QB Enterprise	88%	93%	88%	91%
Workday HCM	85%	89%	87%	89%
Gusto	82%	84%	86%	78%
Heartland Payroll	66%	N/A	N/A	66%
Sage HR	N/A	N/A	N/A	N/A
Zenefits	89%	96%	90%	92%
Asure	80%	84%	73%	80%
Rise	69%	76%	64%	N/A

(Feature Comparison for Payroll continues on next page)

\*N/A is displayed when fewer than five responses were received for the question.

\*\*A blank box indicates that a seller has selected that they do not offer that feature.

# Feature Comparison for Payroll (continued)

G2 users have evaluated the following products by feature. Feature ratings are representative of reviewers overall satisfaction with each feature and do not necessarily take into account the breadth of individual product features. The results are shown below.

## Integration

	API / Integration	Time Tracking Integration	Accounting Integration	Core HR Integration
<b>SurePayroll</b>	75%	N/A	N/A	N/A
<b>SentricHR</b>	70%	82%	86%	79%
<b>DATIS, Part of ContinuumCloud</b>		93%	89%	94%
<b>UZIO Payroll &amp; HR</b>		N/A	N/A	N/A
<b>Zimyo</b>	N/A	N/A	N/A	N/A
<b>Viventium Software</b>	N/A	N/A	N/A	N/A
<b>WebHR</b>	85%	85%	89%	90%
<b>Akrivia HCM</b>	N/A	N/A	N/A	N/A
<b>CAVU HCM</b>	N/A	N/A	N/A	N/A
<b>Average</b>	84%	87%	86%	88%

(Feature Comparison for Payroll continues on next page)

\*N/A is displayed when fewer than five responses were received for the question.

\*\*A blank box indicates that a seller has selected that they do not offer that feature.



# Feature Comparison for Payroll (continued)

G2 users have evaluated the following products by feature. Feature ratings are representative of reviewers overall satisfaction with each feature and do not necessarily take into account the breadth of individual product features. The results are shown below.

## Platform

	Reporting and Dashboards	User, Role, and Access Management	Performance and Reliability	Scalability
Paylocity	89%	89%	92%	92%
Rippling	97%	97%	98%	98%
Workforce Now	85%	86%	87%	88%
Paycom	91%	91%	91%	91%
greytHR	90%	91%	90%	91%
Remote		95%	95%	95%
Deel	91%	89%	94%	96%
isolved	84%	85%	88%	87%
Keka HR	90%	91%	91%	90%
BambooHR	90%	88%	91%	89%
Desktop Pro	92%	93%	90%	89%
UKG Ready	86%	85%	85%	87%
Vantage HCM	86%	90%	85%	89%
Namely	85%	84%	87%	85%
Oracle PeopleSoft	82%	82%	87%	87%
Inova Payroll	82%	84%	89%	87%
Justworks	81%	85%	91%	86%
Plane	88%	96%	95%	94%
APS	90%	92%	93%	93%

(Feature Comparison for Payroll continues on next page)

\*N/A is displayed when fewer than five responses were received for the question.

\*\*A blank box indicates that a seller has selected that they do not offer that feature.





# Feature Comparison for Payroll (continued)

G2 users have evaluated the following products by feature. Feature ratings are representative of reviewers overall satisfaction with each feature and do not necessarily take into account the breadth of individual product features. The results are shown below.

## Platform

	Reporting and Dashboards	User, Role, and Access Management	Performance and Reliability	Scalability
Fingercheck Payroll	96%	96%	95%	94%
HROne	95%	97%	94%	93%
Proliant	N/A	N/A	N/A	N/A
Checkwriters	88%	92%	95%	92%
EPAY HCM	88%	90%	89%	92%
Multiplier	89%	94%	91%	88%
Darwinbox	95%	93%	90%	88%
Employment Hero	86%	86%	90%	91%
Greenshades	93%	90%	92%	94%
Paypro Workforce Management	95%	94%	93%	93%
Fuse	93%	93%	93%	94%
Netchex	93%	94%	95%	94%
247HRM	86%	88%	89%	88%
Pento	83%	93%	94%	92%
Paybooks	91%	94%	91%	94%
Vista	86%	95%	91%	91%
ZenHR	90%	91%	88%	81%
OnePoint HCM	91%	91%	91%	92%
Workzoom	N/A	N/A	N/A	N/A

(Feature Comparison for Payroll continues on next page)

\*N/A is displayed when fewer than five responses were received for the question.

\*\*A blank box indicates that a seller has selected that they do not offer that feature.



# Feature Comparison for Payroll (continued)

G2 users have evaluated the following products by feature. Feature ratings are representative of reviewers overall satisfaction with each feature and do not necessarily take into account the breadth of individual product features. The results are shown below.

## Platform

	Reporting and Dashboards	User, Role, and Access Management	Performance and Reliability	Scalability
Paychex Flex	85%	86%	87%	87%
UKG Pro	84%	87%	88%	88%
Ceridian Dayforce	84%	88%	86%	88%
Paycor	80%	80%	80%	82%
RUN Powered by ADP	80%	83%	84%	79%
toasttab.com	79%	87%	86%	82%
Sage HRMS	79%	96%	91%	88%
QuickBooks Payroll	90%	89%	91%	88%
SAP SuccessFactors Employee Central Payroll	89%	93%	91%	88%
TriNet	77%	80%	81%	78%
UKG Dimensions	78%	80%	80%	80%
QB Enterprise	89%	86%	82%	77%
Workday HCM	89%	89%	88%	88%
Gusto	84%	87%	87%	79%
Heartland Payroll	78%	77%	77%	79%
Sage HR	N/A	N/A	N/A	N/A
Zenefits	92%	93%	93%	94%
Asure	72%	81%	78%	87%
Rise	78%	87%	84%	86%

(Feature Comparison for Payroll continues on next page)

\*N/A is displayed when fewer than five responses were received for the question.

\*\*A blank box indicates that a seller has selected that they do not offer that feature.

# Feature Comparison for Payroll (continued)

G2 users have evaluated the following products by feature. Feature ratings are representative of reviewers overall satisfaction with each feature and do not necessarily take into account the breadth of individual product features. The results are shown below.

## Platform

	Reporting and Dashboards	User, Role, and Access Management	Performance and Reliability	Scalability
<b>SurePayroll</b>	81%	85%	86%	77%
<b>SentricHR</b>	80%	84%	81%	86%
<b>DATIS, Part of ContinuumCloud</b>	81%	88%	87%	92%
<b>UZIO Payroll &amp; HR</b>	N/A	N/A	N/A	N/A
<b>Zimyo</b>	N/A	N/A	N/A	N/A
<b>Viventium Software</b>	83%	79%	79%	79%
<b>WebHR</b>	86%	82%	86%	86%
<b>Akrivia HCM</b>	N/A	N/A	N/A	N/A
<b>CAVU HCM</b>	N/A	N/A	N/A	N/A
<b>Average</b>	86%	89%	89%	88%

\*N/A is displayed when fewer than five responses were received for the question.

\*\*A blank box indicates that a seller has selected that they do not offer that feature.

# Additional Data for Payroll

The table below highlights implementation and deployment data as indicated in real user reviews on G2.

## Implementation

	Deployment		Implementation Time	Implementation Method				Number of Users Purchased	Contract Term
	Cloud	On-Premises	Avg. Months to Go Live	In-House Team	Seller Services Team	Third-Party Consultant	Don't know	Median Number of Users Bought	Avg. Contract Term (Months)
<b>Paylocity</b>	100%	0%	2.7	65%	23%	0%	12%	175	8
<b>Rippling</b>	57%	43%	2.1	68%	14%	0%	18%	75	11
<b>Workforce Now</b>	100%	0%	3.4	58%	31%	1%	10%	175	13
<b>Paycom</b>	100%	0%	2.8	64%	25%	0%	11%	175	6
<b>greytHR</b>	52%	48%	1.9	63%	22%	1%	14%	175	8
<b>Remote</b>	22%	78%	N/A	44%	0%	0%	56%	N/A	N/A
<b>Deel</b>	20%	80%	1.2	76%	5%	2%	17%	17	5
<b>isolved</b>	51%	49%	2.6	60%	15%	2%	23%	75	10
<b>Keka HR</b>	42%	58%	2.3	81%	6%	0%	13%	175	8
<b>BambooHR</b>	100%	0%	2.4	78%	7%	0%	15%	75	4
<b>Desktop Pro</b>	0%	100%	0.6	73%	18%	6%	3%	3	10
<b>UKG Ready</b>	100%	0%	6.1	65%	20%	5%	9%	175	20
<b>Vantage HCM</b>	100%	0%	6.8	60%	33%	7%	0%	175	18
<b>Namely</b>	100%	0%	2.8	64%	20%	0%	16%	175	15
<b>Oracle PeopleSoft</b>	30%	70%	2.4	75%	17%	8%	0%	175	N/A
<b>Inova Payroll</b>	46%	54%	3.5	48%	23%	0%	29%	75	6
<b>Justworks</b>	58%	42%	3.5	64%	7%	0%	29%	75	6
<b>Plane</b>	40%	60%	N/A	10%	0%	0%	90%	N/A	N/A
<b>APS</b>	100%	0%	1.9	65%	22%	1%	13%	17	7

(Additional Data for Payroll continues on next page)

\*N/A is displayed when data is not publicly available.

# Additional Data for Payroll (continued)

The table below highlights implementation and deployment data as indicated in real user reviews on G2.

## Implementation

	Deployment		Implementation Time	Implementation Method				Number of Users Purchased	Contract Term
	Cloud	On-Premises	Avg. Months to Go Live	In-House Team	Seller Services Team	Third-Party Consultant	Don't know	Median Number of Users Bought	Avg. Contract Term (Months)
<b>Fingercheck Payroll</b>	28%	72%	2	73%	15%	0%	12%	125	9
<b>HROne</b>	76%	24%	2.1	76%	12%	0%	12%	375	9
<b>Proliant</b>	46%	54%	3	48%	21%	1%	29%	75	11
<b>Checkwriters</b>	45%	55%	1.5	46%	31%	0%	23%	75	2
<b>EPAY HCM</b>	100%	0%	7.1	67%	17%	0%	17%	175	14
<b>Multiplier</b>	55%	45%	0.7	70%	10%	0%	20%	3	8
<b>Darwinbox</b>	N/A	N/A	N/A	N/A	N/A	N/A	N/A	N/A	N/A
<b>Employment Hero</b>	69%	31%	2.2	83%	8%	0%	8%	125	4
<b>Greenshades</b>	46%	54%	4	69%	15%	15%	0%	37	12
<b>Paypro Workforce Management</b>	53%	47%	4	36%	29%	0%	36%	125	17
<b>Fuse</b>	100%	0%	1.9	73%	27%	0%	0%	125	8
<b>Netchex</b>	52%	48%	1.9	75%	15%	0%	10%	175	15
<b>247HRM</b>	74%	26%	2.2	33%	65%	0%	2%	175	9
<b>Pento</b>	43%	57%	2.1	60%	40%	0%	0%	3	N/A
<b>Paybooks</b>	N/A	N/A	N/A	N/A	N/A	N/A	N/A	N/A	N/A
<b>Vista</b>	N/A	N/A	N/A	N/A	N/A	N/A	N/A	N/A	N/A
<b>ZenHR</b>	N/A	N/A	N/A	N/A	N/A	N/A	N/A	N/A	N/A
<b>OnePoint HCM</b>	74%	26%	2.2	86%	14%	0%	0%	175	4
<b>Workzoom</b>	100%	0%	2.1	14%	14%	57%	14%	375	N/A

(Additional Data for Payroll continues on next page)

\*N/A is displayed when data is not publicly available.

# Additional Data for Payroll (continued)

The table below highlights implementation and deployment data as indicated in real user reviews on G2.

## Implementation

	Deployment		Implementation Time	Implementation Method				Number of Users Purchased	Contract Term
	Cloud	On-Premises	Avg. Months to Go Live	In-House Team	Seller Services Team	Third-Party Consultant	Don't know	Median Number of Users Bought	Avg. Contract Term (Months)
<b>Paychex Flex</b>	100%	0%	2.8	55%	34%	1%	10%	37	5
<b>UKG Pro</b>	100%	0%	4.7	64%	19%	4%	13%	375	28
<b>Ceridian Dayforce</b>	100%	0%	5.5	61%	30%	5%	4%	375	18
<b>Paycor</b>	100%	0%	3	56%	21%	1%	22%	175	7
<b>RUN Powered by ADP</b>	35%	65%	2.2	62%	15%	0%	23%	3	3
<b>toasttab.com</b>	73%	27%	2	70%	20%	0%	10%	175	14
<b>Sage HRMS</b>	11%	89%	4.4	56%	11%	22%	11%	7	6
<b>QuickBooks Payroll</b>	N/A	N/A	N/A	N/A	N/A	N/A	N/A	N/A	N/A
<b>SAP SuccessFactors Employee Central Payroll</b>	N/A	N/A	N/A	60%	20%	20%	0%	N/A	N/A
<b>TriNet</b>	100%	0%	2.3	58%	19%	6%	17%	75	8
<b>UKG Dimensions</b>	73%	27%	10.9	53%	33%	0%	13%	750	30
<b>QB Enterprise</b>	18%	82%	0.8	82%	0%	0%	18%	7	4
<b>Workday HCM</b>	100%	0%	7.8	38%	25%	25%	13%	750	N/A
<b>Gusto</b>	100%	0%	1	60%	15%	0%	25%	75	8
<b>Heartland Payroll</b>	44%	56%	2.8	50%	38%	0%	13%	3	12
<b>Sage HR</b>	60%	40%	2.5	100%	0%	0%	0%	175	N/A
<b>Zenefits</b>	70%	30%	1.6	75%	9%	3%	13%	75	13
<b>Asure</b>	24%	76%	3.1	44%	11%	6%	39%	3	5
<b>Rise</b>	100%	0%	1.3	77%	23%	0%	0%	7	0

(Additional Data for Payroll continues on next page)

\*N/A is displayed when data is not publicly available.

# Additional Data for Payroll (continued)

The table below highlights implementation and deployment data as indicated in real user reviews on G2.

## Implementation

	Deployment		Implementation Time	Implementation Method				Number of Users Purchased	Contract Term
	Cloud	On-Premises	Avg. Months to Go Live	In-House Team	Seller Services Team	Third-Party Consultant	Don't know	Median Number of Users Bought	Avg. Contract Term (Months)
<b>SurePayroll</b>	100%	0%	N/A	N/A	N/A	N/A	N/A	7	N/A
<b>SentricHR</b>	58%	42%	3.2	75%	20%	5%	0%	175	14
<b>DATIS, Part of ContinuumCloud</b>	63%	38%	4.2	47%	33%	0%	20%	375	14
<b>UZIO Payroll &amp; HR</b>	N/A	N/A	N/A	N/A	N/A	N/A	N/A	N/A	N/A
<b>Zimyo</b>	83%	17%	1.3	83%	0%	0%	17%	N/A	N/A
<b>Viventium Software</b>	20%	80%	0.8	N/A	N/A	N/A	N/A	3	N/A
<b>WebHR</b>	75%	25%	1.8	67%	33%	0%	0%	75	14
<b>Akrivia HCM</b>	N/A	N/A	N/A	N/A	N/A	N/A	N/A	N/A	N/A
<b>CAVU HCM</b>	N/A	N/A	N/A	N/A	N/A	N/A	N/A	N/A	N/A

(Additional Data for Payroll continues on next page)

\*N/A is displayed when data is not publicly available.

## Additional Data for Payroll (continued)

The table below highlights the average user adoption of each product as indicated in real user reviews on G2.

### User Adoption and Return on Investment (ROI)

	User Adoption	Payback Period
	Average User Adoption	Estimated ROI (payback period in months)
Paylocity	87%	19
Rippling	94%	19
Workforce Now	84%	23
Paycom	89%	20
greytHR	89%	18
Remote	N/A	N/A
Deel	67%	21
isolved	82%	22
Keka HR	89%	19
BambooHR	93%	17
Desktop Pro	80%	6
UKG Ready	89%	27
Vantage HCM	66%	21
Namely	93%	27
Oracle PeopleSoft	83%	N/A
Inova Payroll	76%	23
Justworks	92%	13
Plane	N/A	N/A
APS	91%	14

(Additional Data for Payroll continues on next page)

\*N/A is displayed when data is not publicly available.



## Additional Data for Payroll (continued)

The table below highlights the average user adoption of each product as indicated in real user reviews on G2.

### User Adoption and Return on Investment (ROI)

	User Adoption	Payback Period
	Average User Adoption	Estimated ROI (payback period in months)
Fingercheck Payroll	79%	19
HROne	90%	13
Proliant	86%	19
Checkwriters	70%	12
EPAY HCM	91%	N/A
Multiplier	62%	7
Darwinbox	N/A	N/A
Employment Hero	95%	14
Greenshades	81%	9
Paypro Workforce Management	54%	27
Fuse	92%	N/A
Netchex	93%	17
247HRM	84%	9
Pento	86%	N/A
Paybooks	N/A	N/A
Vista	N/A	N/A
ZenHR	N/A	N/A
OnePoint HCM	82%	12
Workzoom	68%	4

(Additional Data for Payroll continues on next page)

\*N/A is displayed when data is not publicly available.

## Additional Data for Payroll (continued)

The table below highlights the average user adoption of each product as indicated in real user reviews on G2.

### User Adoption and Return on Investment (ROI)

	User Adoption	Payback Period
	Average User Adoption	Estimated ROI (payback period in months)
Paychex Flex	78%	19
UKG Pro	87%	27
Ceridian Dayforce	90%	23
Paycor	81%	20
RUN Powered by ADP	81%	15
toasttab.com	77%	12
Sage HRMS	72%	18
QuickBooks Payroll	N/A	N/A
SAP SuccessFactors Employee Central Payroll	N/A	N/A
TriNet	94%	26
UKG Dimensions	85%	29
QB Enterprise	88%	13
Workday HCM	96%	N/A
Gusto	84%	25
Heartland Payroll	83%	20
Sage HR	88%	16
Zenefits	96%	18
Asure	62%	40
Rise	98%	N/A

(Additional Data for Payroll continues on next page)

\*N/A is displayed when data is not publicly available.



# Additional Data for Payroll (continued)

The table below highlights the average user adoption of each product as indicated in real user reviews on G2.

## User Adoption and Return on Investment (ROI)

	User Adoption	Payback Period
	Average User Adoption	Estimated ROI (payback period in months)
SurePayroll	N/A	N/A
SentricHR	90%	15
DATIS, Part of ContinuumCloud	79%	22
UZIO Payroll & HR	N/A	N/A
Zimyo	86%	N/A
Viventium Software	98%	N/A
WebHR	61%	17
Akrivia HCM	N/A	N/A
CAVU HCM	N/A	N/A
Average	83%	18

(Additional Data for Payroll continues on next page)

\*N/A is displayed when data is not publicly available.

## Additional Data for Payroll (continued)

The table below highlights third-party market presence data used to inform the G2's Market Presence Score that highlights each products impact and influence in the category.

### Market Presence

	Seller Name	Year Founded	Employees on LinkedIn (Seller)	LinkedIn Followers	Twitter Followers (Seller)	Glassdoor Rating
<b>Paylocity</b>	Paylocity	1997	4,951	83,380	4,432	4.0
<b>Rippling</b>	Rippling	2016	2,032	69,863	6,898	3.4
<b>Workforce Now</b>	ADP	1949	68,431	1,349,586	49,169	4.0
<b>Paycom</b>	Paycom		5,775	155,879	36,352	3.5
<b>greytHR</b>	Greytip Software Pvt. Ltd.	1994	800	29,872	1,003	4.1
<b>Remote</b>	Remote	2019	2,433	295,923	30,902	3.9
<b>Deel</b>	Deel	2019	3,725	146,108	18,642	4.1
<b>isolved</b>	isolved HCM	1986	1,206	25,775	2,111	4
<b>Keka HR</b>	Keka Technologies	2014	713	39,781	488	4
<b>BambooHR</b>	BambooHR	2008	1,373	99,274	19,254	3.9
<b>Desktop Pro</b>	Intuit	1983	15,574	559,760	81,854	4.6
<b>UKG Ready</b>	UKG	1977	12,648	115,132	46,929	3.7
<b>Vantage HCM</b>	ADP	1949	68,431	1,349,586	49,169	4
<b>Namely</b>	Namely	2012	255	26,866	9,404	3.6
<b>Oracle PeopleSoft</b>	Oracle	1977	203,759	8,975,034	815,276	3.9
<b>Inova Payroll</b>	Inova Payroll, Inc.	2011	193	2,655	574	4.3
<b>Justworks</b>	Justworks	2012	1,216	18,468	0	4
<b>Plane</b>	Plane	2015	112	4,438	443	N/A
<b>APS</b>	APS	1996	158	2,988	1,080	4

(Additional Data for Payroll continues on next page)

\*N/A is displayed when data is not publicly available.



## Additional Data for Payroll (continued)

The table below highlights third-party market presence data used to inform the G2's Market Presence Score that highlights each products impact and influence in the category.

### Market Presence

	Seller Name	Year Founded	Employees on LinkedIn (Seller)	LinkedIn Followers	Twitter Followers (Seller)	Glassdoor Rating
<b>Fingercheck Payroll</b>	Fingercheck	2013	111	3,244	2,055	4.3
<b>HROne</b>	HROne	2016	170	27,578	1,656	4.1
<b>Proliant</b>	Proliant	1993	258	6,693	253	4.4
<b>Checkwriters</b>	Checkwriters	1989	66	640	348	N/A
<b>EPAY HCM</b>	EPAY Systems	2001	124	3,490	1,003	0
<b>Multiplier</b>	Multiplier	2020	415	123,226	10,860	4.2
<b>Darwinbox</b>	Darwinbox Digital Solutions	2015	1,163	71,177	1,644	4.1
<b>Employment Hero</b>	Employment Hero	2014	626	96,303	13,674	4.5
<b>Greenshades</b>	Greenshades Software	2002	159	4,023	2,269	4.4
<b>Paypro Workforce Management</b>	Paypro Workforce Management	1992	44	749	0	3.4
<b>Fuse</b>	Fuse Workforce Management	2003	7	536	3,249	5
<b>Netchex</b>	Netchex	2003	264	8,131	741	3.6
<b>247HRM</b>	247HRM	2000	10	867	112	0
<b>Pento</b>	Pento	2016	66	16,936	0	4.6
<b>Paybooks</b>	Paybooks	2012	81	1,743	113	4.3
<b>Vista</b>	Personnel Data Systems Inc.	1974	59	995	11	4
<b>ZenHR</b>	ZenHR Solutions	2017	150	32,634	8,833	4.2
<b>OnePoint HCM</b>	Onepoint Human Capital Management	2008	31	541	141	4.4
<b>Workzoom</b>	Workzoom	2000	21	1,420	514	4.9

(Additional Data for Payroll continues on next page)

\*N/A is displayed when data is not publicly available.

## Additional Data for Payroll (continued)

The table below highlights third-party market presence data used to inform the G2's Market Presence Score that highlights each products impact and influence in the category.

### Market Presence

	Seller Name	Year Founded	Employees on LinkedIn (Seller)	LinkedIn Followers	Twitter Followers (Seller)	Glassdoor Rating
<b>Paychex Flex</b>	Paychex Inc	1971	16,057	156,695	12,081	3.7
<b>UKG Pro</b>	UKG	1977	12,648	115,132	46,929	3.7
<b>Ceridian Dayforce</b>	Ceridian	2012	8,610	191,742	17,862	3.8
<b>Paycor</b>	Paycor	1990	2,635	51,533	3,781	3.6
<b>RUN Powered by ADP</b>	ADP	1949	68,431	1,349,586	49,169	4
<b>toasttab.com</b>	Toast	2011	4,907	124,211	9,334	4.2
<b>Sage HRMS</b>	Sage Software	1981	14,268	454,915	51,686	4.1
<b>QuickBooks Payroll</b>	Intuit	1983	15,574	559,760	81,854	4.6
<b>SAP SuccessFactors Employee Central Payroll</b>	SAP	1972	104,951	3,244,584	302,898	4.4
<b>TriNet</b>	TriNet	1988	3,818	58,796	26,357	3.7
<b>UKG Dimensions</b>	UKG	1977	12,648	115,132	46,929	3.7
<b>QB Enterprise</b>	Intuit	1983	15,574	559,760	81,854	4.6
<b>Workday HCM</b>	Workday	2005	17,817	777,150	52,846	4.2
<b>Gusto</b>	Gusto	2011	2,411	63,124	20,016	3.3
<b>Heartland Payroll</b>	Heartland Payment Systems	1997	4,781	147,471	4,078	3.5
<b>Sage HR</b>	Sage Software	1981	14,268	454,915	51,686	4.1
<b>Zenefits</b>	TriNet Zenefits	2013	459	71,709	8,482	4.1
<b>Asure</b>	Asure	1994	475	7,119	1,168	2.9
<b>Rise</b>	Rise People	2011	70	5,946	1,908	3

(Additional Data for Payroll continues on next page)

\*N/A is displayed when data is not publicly available.

## Additional Data for Payroll (continued)

The table below highlights third-party market presence data used to inform the G2's Market Presence Score that highlights each products impact and influence in the category.

### Market Presence

	Seller Name	Year Founded	Employees on LinkedIn (Seller)	LinkedIn Followers	Twitter Followers (Seller)	Glassdoor Rating
<b>SurePayroll</b>	SurePayroll	2000	304	6,296	4,218	3.6
<b>SentricHR</b>	Sentric	1994	100	3,116	767	4
<b>DATIS, Part of ContinuumCloud</b>	DATIS, Part of the ContinuumCloud	1996	27	3,199	670	3.2
<b>UZIO Payroll &amp; HR</b>	Uzio	2018	84	2,338	488	4.3
<b>Zimyo</b>	Zimyo Consulting Pvt. Ltd	2018	112	22,269	0	4.8
<b>Viventium Software</b>	Viventium	1992	251	10,064	9,957	4.3
<b>WebHR</b>	WebHR	2006	47	3,477	4,401	5
<b>Akrivia HCM</b>	Akrivia Automation Pvt Ltd	2016	118	14,499	91	4.2
<b>CAVU HCM</b>	CAVU HCM	2019	10	657	6	N/A

\*N/A is displayed when data is not publicly available.